

# The Surgical Spotlight


ON ALUMNI, FACULTY, RESIDENTS, STUDENTS & FRIENDS OF THE DEPARTMENT OF SURGERY

EVENTS AND STORIES FROM SUMMER AND FALL 2016



## High Stakes Surgical Decisions to Prevent Unwanted Care

### The Balfour Lecture in Surgical Ethics



Gretchen Schwarze

University of Wisconsin vascular surgeon, **Gretchen Schwarze**, presented an excellent example of empirical ethics on April 6, 2016 at the 2nd Annual Balfour Lecture in Surgical Ethics which was co-presented by the Department of Surgery and Joint Centre for Bioethics, University of Toronto.

Dr. Schwarze gave us a tool that will enable elderly patients and their families to make well informed decisions about complex surgical care and its consequences. “We are still using a clunky model of informed consent, and have not innovated enough in communication to allow patients and families to make informed decisions about their care. The frail elderly are often rushed

from the emergency room after anesthesia has been called and the operating room is ready. It’s hard to stop the clinical momentum, and the opportunity to illustrate and enrich the discussion of prognosis and alternatives is lost in the rush”, said Dr. Schwarze. “Our intervention is a simple drawing showing the range between the best case and the worst case outcomes.”

In this illustration, treatment 1 is extensive resection, treatment 2 is comfort care for an elderly patient with locally advanced cancer. The probable place the patient’s condition and comorbidities predict she will find herself in after surgical or supportive care can be illustrated and discussed with this tool. Using stories rather than statistics and a hand- drawn illustration, the surgeon can clearly communicate the likely outcome. This enables the patient and family to bring their values and preferences into the decision-making. A well-done

*continued on page 2*

## INSIDE

High Stakes Surgical Decisions and Unwanted Care: The Balfour Lecture in Surgical Ethics 1

### CHAIR’S COLUMN:

Academic position descriptions: what’s in a name? 2

The Transitional Practice of Surgery - a new solution to a new problem 4

### RESIDENTS’ CORNER:

Welcome to New Residents! 5

“Gallie Day: The Blue Ocean of Knowledge” 8

Ralph George: The Breast Cancer Program at St. Michael’s Hospital 13

A 5 year External Review of the Department of Surgery 14

BIGELOW LECTURE: Going Green 15

Steven Fremes appointed to a Second Five Year Term as the Dr. Bernard Goldman Chair In Cardiac Surgery 16

Uk Traveling Surgery Society visits the University of Toronto 19

Spinefest™: Shaping the Landscape of Spine Research and Education 20

Surgery Chair Invests in Future of Surgeon Scientists 22

Competency Based Training in Colorectal Surgery 23

Peter Dirks and the Stand-Up to Cancer Program 25

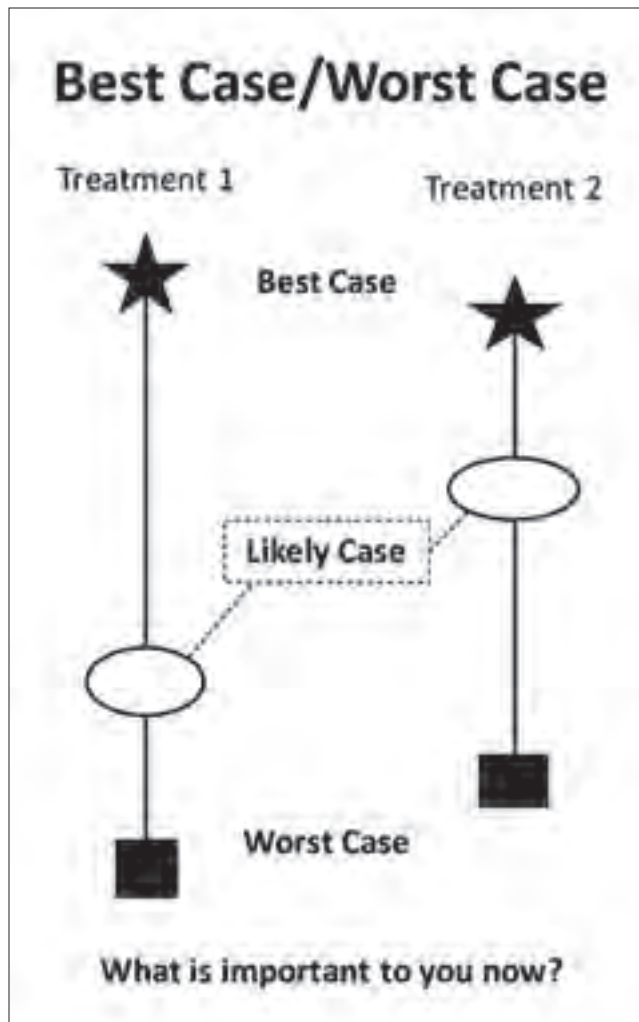
The Debut of Dr. Jacob Langer’s New Album “Return” 26

NEW STAFF 27

EDITOR’S COLUMN: Surgeon Ethicists 32

ANNOUNCEMENTS 33

AWARDS/HONOURS/ ACCOMPLISHMENTS & PROMOTIONS 44



Diagram

whiteboard description of the “best case / worst case” technique, prepared by Gretchen’s Wisconsin team, is available on YouTube. You can also watch the archived video of Dr. Schwarze’s engaging presentation and animated Q&A session.

Dr. Schwarze is a graduate of Harvard Medical School who received her surgical training at Massachusetts General Hospital. She studied vascular surgery and bioethics at the University of Chicago. She holds many significant grants supporting research in surgical ethics, including collaborative studies with surgeons at the University of Toronto. Her seminar stimulated thoughtful questions and comments from an enthusiastic audience of bioethicists and surgeons.

*Martin McKneally*

## Academic Position Descriptions: What’s in a Name?



James Rutka

For years, the Department of Surgery has designated academic position descriptions for its full time faculty in three separate categories: 1) Surgeon-Scientist; 2) Surgeon-Investigator; and 3) Surgeon - Teacher. While these three designations encompass and represent the roles surgeons play in the Department of Surgery, and on which they are evaluated

annually, with the evolution of a number of new interests amongst faculty members, these three designations now seem insufficient. For example, it became quite obvious to me that we had many surgeons who were actively engaged in global health and global surgery. In fact, some of our faculty continue to spend substantial times away from Toronto helping develop infrastructure and capacity for communities of surgeons in developing countries.

Accordingly, with the assistance of Avery Nathens, Vice Chair of Integration, the Surgeon-Global Health (SGH) position description was developed and approved. For this particular position description, the meritorious activities for a surgeon in global health were articulated. Surgeons with SGH designation may be involved in low to middle income countries (LMICs) by creating and enhancing research and clinical endeavors in these locations, training learners, creating partnerships, and creating educational infrastructure among other things. Surgeons in the SGH category would be evaluated for their impact in the field by virtue of their leadership positions locally or nationally, their mentorship of surgeons in LMIC’s, their capacity building, and their publication of scholarly works in peer reviewed journals. I am pleased to provide some references below of papers published by our faculty and residents in this regard. At the moment, several faculty members have now chosen the SGH career pathway as their primary academic job description.

More recently, the Department of Surgery has approved the Surgeon-Ethicist (SE) position description. This arose in part from the interests of Martin McKneally, Editor of the *Spotlight*, and colleagues who have devoted themselves to this particular topic area. In this position description, the SE is focused primarily on ethics with the objective of improving patient care and giving learners and colleagues skills for ethical reasoning. Scholarly work in this category is related to ethics in surgery. The surgeons in this category will be teaching ethics to learners across the spectrum of training. In this role, there is great opportunity to collaborate with the Joint Centre for Bioethics at the University of Toronto, to participate as a consultant to research ethics boards. In addition, such SE designees will be leading major ethics initiatives in the Department through visits and lectures. Evidence of impact for this category would include publications of scholarly works in peer reviewed journals in ethics, awards recognizing contributions made to surgical ethics, and peer reviewed funding to support ethical ethics research in the Department of Surgery.

I am delighted now that we have been able to create these two new position descriptions, which will be of great benefit to faculty members whose contributions in the Department would otherwise not be recognized in such clear terms. I am grateful to Avery Nathens for the SGH position description, and to Martin McKneally, for the SE position description which will be used now and in the future for years to come for faculty going forward for promotion.

**James T. Rutka, RS McLaughlin Professor and Chair  
Department of Surgery, University of Toronto**



## GLOBAL HEALTH AND SURGERY REFERENCES

- Cadotte DW, Blankstein M, Bekele A, Dessalegn S, Pain C, Derbew M, Bernstein M, Howard A. *Establishing a surgical partnership between Addis Ababa, Ethiopia, and Toronto, Canada*. Can J Surg. 2013 Jun;56(3):E19-23. doi:10.1503/cjs.027011.
- Chandaoka T, Leusink A, Hsiao M, Kahn D, Azzie. *The International Association of Student Surgical Societies: creation and dissemination*. Can J Surg. 2016 Oct 1;59(6):816. doi: 10.1503/cjs.000816 (Epub head of print)
- Cintolo-Gonzalez JA, Bedada AG, Morris J, Azzie G. *An International Rotation as a Systems-Based Elective: The Botswana-University of Pennsylvania Surgical Experience*. J Surg Educ. 2016 Mar-Apr;73(2):355-9. doi:10.1016/j.jsurg.2015.09.019. Epub 2015 Nov.17. Review.
- Ibrahim GM, Cadotte DW, Bernstein M. *A framework for the monitoring and evaluation of international surgical initiatives in low-and middle-income countries*. PLoS One. 2015 Mar 30;10(3):e0120368. doi:10.1371/journal.pone.0120368. eCollection 2015
- Ng-Kamstra JS, Riesel JN, Arya S, Weston B, Kreutzer T, Meara JG, Shrimel MG. *Surgical Non-governmental Organizations: Global Surgery's Unknown Nonprofit Sector*. World J Surg. 2016 Aug;40(8):1823-41. doi: 10.1007/s00268-016-3486-1.

## SURGEON-ETHICIST REFERENCES

- Camp MW, Gross AE, McKneally MF. *Patient Views on Financial Relationships between Surgeons and Surgical Device Manufacturers*. Can J Surg. 2015; 58:323-9
- Ibrahim GM, Bernstein M. *Models of Neurosurgery International Aid and Their Potential Ethical Pitfalls*. Virtual Mentor 2015. 17 (1), 49-55.
- Lipsman N, Giacobbe P, Bernstein M, Lozano AM. *Informed Consent for Clinical Trials of Deep Brain Stimulation in Psychiatric Disease: Challenges and Implications for Trial Design*. JMed Ethics. 2012 Feb;38(2):107-11.
- Snelgrove R, Ng S, Devon K. *Toward a Recognition of Ethics in Everyday Practice*. Journal of Graduate Medical Education: July 2016, Vol. 8, No. 3, pp. 462-464.
- Suri M, McKneally M, Devon K. *Tragic Knowledge: Truth Telling and The Maintenance Of Hope In Surgery*. World J Surg. 2014 Jul;38(7):1626-30



# The Transitional Practice of Surgery- a New Solution to a New Problem

John Cameron describes the remarkable changes in the management and funding of orthopaedic surgical care. “We had 108 beds for orthopaedic surgery when I started at Toronto General. There are now only 9 beds for orthopaedic surgery in the Sunnybrook level 1 Trauma Unit. Patients in Nova Scotia wait one year to see an orthopaedic surgeon and 4 years for an orthopaedic operation.



John Cameron

John Cameron recalls describing the transition plan: “I said that it will probably take 5 years. We now realize that this can be done very successfully over a 2 year period. The niche market in which Sebastian and I operate is the Osteotomy Program. I ran a University of Toronto Sports Medicine

Clinic for 33 years. I saw many young women with knee problems; all showed a rotational deformity of the tibia, which caused recurrent dislocation of their knee caps. I devised an operation to cut the tibia and rotate it to correct the deformity. It’s just a matter of carpentry with a little biology and peroneal nerve care mixed in with it.”

John has been a mentor throughout his career. The list of students that he has mentored is astounding. He got a job at Toronto General and a \$25,000 travel fellowship. Fortunately, Dr. Harris was an insightful mentor who secured a line of credit for him to allow him to travel and enjoy this opportunity.

“Sebastian and I have been doing this transition program for 2 years. During the first year, Sebastian was my fellow;



Sebastian Tomescu

during the past year, he has been my partner. We share an operating room and have been working on my 2 year waiting list. We often operate together which saves time. He scrubs on complex cases, and we work individually on the simpler total knee replacements. We run parallel clinics and the patients are happy to see either one of us. We know each other’s patients and the patients are universally accepting the transition plan, even those who have been followed by me for many years. This is an example of transferred trust. “One patient that I followed for 35 years and who is still skiing black diamonds wrote a wonderful letter. The follow-up is related to our policy of seeing our knee replacement patients every 2 years with X- rays. We refer to each other throughout the Orthopaedic Division. We are also busy in our own individual niches, but it is a very collaborative model.

“In contrast, when Bob Jackson, who brought arthroscopy to North America –went to Baylor, no one referred patients to him, despite his amazing contributions. Like Bob Bell, I worked as a General Practitioner for 2 years in Sudbury before entering orthopaedic surgery. I lived at home and worked at 3 hospitals taking emergency calls. This allowed me to be with my father during his period of illness. Some of the senior surgeons at that time were somewhat less than enthusiastic about transitional arrangements.”

Sebastian trained in the Competency - Based residency program in orthopedic surgery in Toronto. John studied engineering before entering the pre- Med Program. “The transitional agreement was well written up by Tom Blackwell in the National Post<sup>1</sup>. If we in Toronto transitioned 10 people per year, it would be a marvelous solution to the placement problem. There are older doctors whose savings were battered by the financial crisis who are hanging on and are still practicing well past traditional retirement age.” Sebastian says: “I’ve learned a decade’s worth of practice in 2 years. The learning

curve is marvelously accelerated. In general, there is no *How to Practice* course in a standard residency program. John's administrative assistant Elizabeth Wood worked with Sebastian and is now training Sebastian's assistant. There are many lessons apart from those learned in the operating room about how to manage a clinic, how to manage difficult families, how to reassure effectively. All the patients in the transition program will become Sebastian's, but John will operate right up until his last day, confident that their care will be uninterrupted as Sebastian takes over.

"This is a good solution. The only challenge is to convince seniors to retire. It is a great shame when an experienced surgeon retires without a successor. All of that knowledge and wisdom is immediately lost." Currently, the Department of Surgery asks new surgeons, including Sebastian to sign a Memorandum of Agreement that has a transition clause to become a mentor. The question that a surgeon has to answer is *When will I retire?* Then, the next question is: *Who will I mentor for a practice transition?* This leads to thinking ahead about a rare and extremely valuable question to address. It is a multiplying and synergistic program. Currently, Obstetrics and Acute Care Surgery group use an analogous collaborative model informally. The patients have been remarkably receptive. Surgeons are a little slower to adopt these programs than patients are. Acceptance will improve substantially through Surgeon Education and diffusing the innovation.

MM

## REFERENCES

- 1 Blackwell, T. *Operation Job share: Surgeons Split Work to Tackle 'Unrelenting' Problem of Unemployment*. National Post, Feb. 9, 2016 (<http://news.nationalpost.com/news/operation-job-share-surgeons-split-work-to-tackle-unrelenting-problem-of-unemployment>)
- 2 Wakeam, E, Feinberg, S. *Surgeon unemployment: Would practice sharing be a viable solution?*; Can J Surg 2016;59(2):141-142

## Welcome to New Residents!



Ron Levine

A fantastic cohort of new residents has beaten the competition to enter the Gallie Program in July 2016. They have diverse and interesting backgrounds.

Forty-two residents have entered the department. Thirty-two have come through the CaRMS match and are Canadian Medical School graduates.

Six have come through the IMG match and include Canadians who have studied abroad and are returning to Canada for their surgical training as well as Permanent Residents who have obtained their MD in foreign countries and will be practicing in Ontario. Four are "visa trainees" who will return to their home country following training. What a great gift this diverse group of bright young minds brings to our department. Welcome new residents!

**Ronald H. Levine, MD**  
*Director, Postgraduate Surgical Education*  
*Department of Surgery*

*\*Dr. Abdullah Al Jabri's photo was not available at the time of this issue.*



Aouod Agenor, OS



Amit Anand, OS





Anuj Arora, GS



Monica Abdelmasih, VS



Sultan Alshaqsi, PRS



Bader Alsuwaillem, VS



Zubair Bayat, GS




Tarik Benidir, US




Matthew Castelo, GS



Hasaan Chaudhry, OS




Jerry Chieh-An Ku, NS




Karen Chung Tun Wong, PRS.tif



Jonathan Doyon, OS



Matt Florczynski, OS



Kai-Ho Fok, US



Brittany Greene, GS



Scott Kim, OS



Luis De La Maza Borja, GS



Matthew Guttman, GS



Shahan Hossain, GS



Jason Lam, OS




Pierre Lapaine, PRS



Simon Laplante, GS




Matthew Lenardis, US



Jenny Li, US



Patrick McVeigh, VS




Zamir Merali, NS



Ali Moghaddamjou, NS



Rashmi Nedadur, CS



Whitney Quong, PRS



Rebecca Richard, US



Moaath Saggaf, PRS



Marika Sevigny, GS



Jhase Sniderman, OS



Colin Sue-Chue-Lam, GS



Aleem Visram, GS



Mathew Voisin, NS



David Wallace, PRS



James Wu, OS



Evangelia Theodosopoulos, GS



Fouad Youssef, GS



# Gallie Day: “The Blue Ocean of Knowledge”

We are very pleased with the success of the 42<sup>nd</sup> Gallie Day, which demonstrated the excellence in the Department of Surgery at the University of Toronto.



Drs. James Rutka and Michael Fehlings reflected on the major social, medical, scientific and political changes which have occurred over the past 42 years. The theme of this year's Gallie Day was “Knowledge Translation: Making Research Matter”. Knowledge Translation (KT) encompasses communication between knowledge users and knowledge makers. It results in mutual learning through the process of planning, generating, disseminating, and relating existing or new knowledge to enhance the patients' health. What we know and what we do with this knowledge was highlighted throughout the symposium and the keynote speaker lecture.

The Knowledge Translation symposium, “Knowledge Translation: The Next “Blue Ocean”, chaired by **Michael G. Fehlings**, featured 4 exceptional speakers. **Michael** started the symposium with his talk on “The Next ‘Blue Ocean’”, which reflects the concept that successful organizations strive to develop new and innovative opportunities or “Blue Oceans” rather than simply competing for diminishing resources in “Red Oceans”. KT represents an enormous opportunity or “Blue Ocean” for academic surgeons to link discovery with practical translation and hence have real impact. **Anna R. Gagliardi** (Scientist, Toronto General Research Institute, University Health Network; Associate Professor, University of Toronto (Surgery; Institute of Health Policy, Management

& Evaluation; Institute of Medical Science) gave an overview of KT in her talk, entitled “**Essentials of Knowledge Translation Practice and Science**”. Anna relayed her research experience in ensuring that stakeholders are aware of and use research evidence to inform their health and health-care decision-making, leading to improved health. She described scientific studies of methods to promote the systematic uptake of research findings into routine practice in order to improve the quality and effectiveness of health services. She discussed processes, challenges, outcomes and impacts of KT. Specific examples of KT strategies from her work related to guideline implementation. A recent systematic review on integrated knowledge translation shows that we have little evidence so far that researcher-decision maker partnerships lead to greater uptake of research. **Shaf Keshavjee** (Surgeon-in-Chief, Sprott Department of Surgery, UHN; James Wallace McCutcheon Chair in Surgery; Director, Toronto Lung Transplant Program; Director, Latner Thoracic Research Laboratories; Professor, Divisions of Thoracic Surgery & Institute of Biomaterials & Biomedical Engineering, University of Toronto) captivated the audience with his talk entitled “**Innovation: Opportunities, Academia and Changing the Ecosystem**”.



James Rutka and Mohit Bhandari

Robinson; & Evaluation; Director, Office of International Surgery, University of Toronto) wrapped up the symposium with his talk entitled “**A Tale of Two Results: Reflections on Real World Uptake of Injury Prevention Interventions**”

This year's **Gordon Murray Lecturer** was **Dr. Mohit Bhandari** (Professor and University Scholar, Academic

**Robin McLeod** (Angelo and Alfredo De Gasperis Families Chair in Colorectal Cancer and IBD Research) gave an engaging talk entitled “**Clinician Engagement - Why is it important?**” **Andrew W. Howard** (Paediatric Orthopaedic Surgeon, Hospital for Sick Children; Professor, Departments of Surgery and Health Policy, Management &



Chair, Div of Orthopaedic Surgery; Associate Chair-Research, Dept of Surgery; Executive Director, Center for Evidence-Based Orthopaedics; Canada Research Chair in Evidence-Based Orthopaedics, McMaster University, Hamilton, Ontario, Canada)

Professor Bhandari's lecture **"To Succeed, We Must Often Fail"** was an inspiring account of his experiences as a successful academic surgeon. His central message was that one should not be discouraged by failure—but use these challenges as learning opportunities to drive success.

This was the second year E-Poster presentations were used. Electronic Posters or E-Posters are mini oral presentations displayed on-site on a large LCD screen. We had a record number of abstracts submitted by trainees working with our faculty. There were 18 platform presentation groups with a total of 83 e-poster presentations. The Gallie Bateman Awards (for Surgeon Scientist Training Program participants) and the McMurrich Awards (for any trainee working with a member of the faculty of surgery) were judged for both platform presentations and poster presentations. The range of assorted topics and researchers highlighted the wide-ranging and excellent research being conducted throughout our Department.

We had 10 excellent oral presentations, all of which were of exceptional quality. Surgeon Scientist Training Program (SSTP) residents are awarded the Gallie Bateman prizes for best oral presentation and e-poster presentation. We had two First prize oral presentation awardees. **Marisa Louridas** [Peter Szasz (SSTP), Andras B Fecso (SSTP), Michael G. Zywiell (SSTP), Parisa Lak, Ayse B. Bener, Kenneth A. Harris, Teodor P. Grantcharov] gave an excellent talk entitled **"Practice does not always make perfect: Need for selection curricula in modern surgical training"** (Teodor P. Grantcharov, Supervisor). **Kim Tsoi** [Sonya MacParland, Max Ma, Vincent Spetzler, Juan Echeverri, Ben Ouyang, Nicolas Goldaracena, Johann Mortiz Kath, John Conneely, Benjamin Alman, Markus Selzner, Mario Ostrowski, Oyedele Adeyi, Anton Zilman, Ian McGilvray, Warren Chan] was tied for 1<sup>st</sup> prize with her enthralling nanoparticle presentation entitled **"Towards understanding nanoparticle uptake by the liver: The role of flow dynamics, and cellular phenotype"** (Benjamin Alman and Warren Chan, Supervisors).

**Mohamad A Hussain** [Muhammad Mamdani, Jack V Tu, Gustavo Saposnik, Deepak L Bhatt, Subodh Verma,



Michael Fehlings and Kim Tsoi

Mohammed Al-Omran] received second prize for his presentation entitled **"Carotid surgery versus stenting: A contemporary population-based analysis of long-term outcomes"** (Mohammed Al-Omran, Supervisor). Third prize was received by **James P. Byrne** [Stephanie Mason (SSTP), David Gomez, Avery B. Nathens] for his interesting work entitled **"Timing of venous thromboembolism prophylaxis in severe traumatic brain injury: A propensity-matched cohort study"** (Avery B. Nathens, Supervisor).

First prize for SSTP Resident E-Poster presentation was awarded to **Peter Szasz** [Esther Bonrath, Marisa Louridas (SSTP), Andras Fecso (SSTP), Brett Howe, Adam Fehr, Michael Ott, Lloyd Mack, Kenneth Harris, Teodor Grantcharov] for his poster presentation entitled **"Setting performance standards for technical and non-technical competence in General Surgery"** (Teodor P. Grantcharov, Supervisor). Second prize was won by **James J. Jung** [Teodor Grantcharov], entitled **"Approach to asymptomatic paraesophageal hernia: Elective laparoscopic hernia repair or watchful waiting?"** (Teodor P. Grantcharov, Supervisor). **Stephanie Mason** [Avery Nathens, Alejandro Gonzalez, Paul Karanicolas, Rob Fowler, Marc Jeschke] received third prize for her poster presentation entitled **"Persistent**

**morbidity requiring urgent readmission after major burn injury: A population-based analysis**” (Avery Nathens and Marc Jeschke, Supervisors).

The McMurrich Awards are presented to research trainees who are not in the Surgeon Scientist Training Program. The oral presentations were exceptional. The first place award was won by **Rachel Vanderlaan** [Yaqina Yana Fu, Jingyi Pan, Anouk Martine-Teichert, Jiaquan Zhu, Mauro Lo Rito, Jason Maynes, John Coles, Jaques Belik, Christopher Caldarone] for her oral presentation, entitled **“Myofibroblast deposition and altered pulmonary vein reactivity contribute to disease progression in a surgical model of pulmonary vein stenosis”** (Christopher A. Caldarone, Supervisor). **Christopher D. Witiw** [Lindsay A. Tetreault, Fabrice Smielliasukas,



Carol Swallow and Anand Govindarajan

Branko Kopjar, Eric M. Massicotte, Michael G. Fehlings] received second prize for his oral presentation entitled **“Surgery for degenerative cervical myelopathy: A patient centered quality of life and health economic evaluation”** (Michael G. Fehlings, Supervisor). Third prize was received by **Amine Mazine** [Cedric Manlhiot, Vivek Rao, Edward J Hickey, Shakira Christie, Tirone E David, Maral Ouzounian] for work entitled **“Long-term outcomes of the Ross Procedure versus mechanical aortic valve replacement: A propensity-matched cohort study”** (Maral Ouzounian, Supervisor).

McMurrich Awards were also bestowed upon a group of individuals who presented remarkable e-posters. First



Michael Fehlings, Tony Zhong, James Rutka

prize went to **Reinhard Dolp** (Marc Jeschke, Saeid Amini-Nik – Supervisors) for his presentation entitled **“Burn derived stem cells are comparable with other sources of stem cells”**. Second prize was awarded to **Janne Folke Bialik** (Andras Kapus, Supervisor) for the presentation entitled **“Mechanisms underlying the induction of a profibrotic epithelial phenotype during renal fibrosis”**. **Akihiro Ohsumi** [Katherine Marseu, Peter Slinger, Karen McRae, Ilker Iskender, Manyin Chen, Kohei Hashimoto, Hisashi Oishi, Hyunhee Kim, Zehong Guan, David M. Hwang, Thomas K. Waddell, Mingyao



Carol Swallow and Teodor Grantcharov



Liu, Shaf Keshavjee, Marcelo Cypel] received third prize for presentation entitled “**The effect of sevoflurane in pre- and post-conditioning of ischemia-reperfusion injury in a rat lung transplantation model**”.

Every year we honour our faculty with research awards that demonstrate their great work- a continuous array of magnificence. **Bernard Langer Surgeon Scientist Training Program Award** - awarded to an outstanding graduate of the Surgeon Scientist Training Program in the Department, who shows the greatest promise for a career in academic surgery went to **Anand Govindarajan** (Surgeon Investigator, General Surgery); **George-Armstrong Peters Prize** - awarded to a young investigator who has shown outstanding productivity during his initial period as an independent investigator



Michael Taylor and Michael Fehlings

as evidenced by research publications in peer reviewed journals, grants held, and students trained was awarded to **Toni Zhong** (Surgeon Investigator, Plastic and Reconstructive Surgery); **Teodor Grantcharov** (Surgeon Scientist, General Surgery) earned the **Charles Tator Surgeon Scientist Mentoring Award** - recognizing an individual supervising participants in the SSTP who emulate Professor Tator's qualities, of excellence in research, commitment to SSTP mentoring and dedication to promotion of Surgeon-Scientists; **Michael D. Taylor** (Surgeon Scientist, Neurosurgery) received the **Lister Prize** - awarded to an investigator who has shown outstanding and continuing productivity of international stature as evidenced by research publications, grants held,



Christopher Caldarone, Nir Lipsman and Marion Fazel

students trained and other evidence of stature of the work produced.

The sixth **Shafie Fazel Award**, established in memory of Dr. Shafie Fazel is presented to an individual who has demonstrated outstanding accomplishments during his/her residency both as a surgeon and as an investigator, was presented to **Nir Lipsman** (PGY VI, Neurosurgery), a recent SSTP graduate who obtained his PhD with Professor Andres Lozano.

The **Zane Cohen Clinical Fellowship**, presented to a clinical fellow who has practiced and achieved at the highest level while being a clinical fellow in the Department of Surgery was awarded to **Christoph Haller** (Fellow, Cardiovascular Surgery).



David Latter and Christoph Haller



Albert Yee, Dennis diPasquale and James Rutka

The Tovee Award is presented to an academic staff member of the Department of Surgery who has made the greatest contribution to the educational activities of the Department, as exemplified by Dr. E. Bruch Tovee during his outstanding career. This year's recipient of the **Tovee Postgraduate Prize is Georges Azzie** (Surgeon Teacher, General Surgery). **Dennis Di Pasquale** (Surgeon Teacher, Orthopaedics) received the **Tovee Undergraduate Prize**.

The **Surgical Skills Centre Distinguished Educator Award** demonstrates the Centre's commitment to surgical skills education. This award recognizes those individuals who have made exemplary, innovative contributions to teaching and learning in the Surgical Skills Centre over the past year. This was presented to **Sandra de Montbrun** (Surgeon Scientist, General Surgery).



Oleg Safir and Sandra de Montbrun



David Latter and Kathryn Isaac

The **D.R. Wilson Award** for teaching is made annually to the surgical resident who is rated by undergraduate students as an outstanding teacher. This year we have two residents who are recipients of this award, whose teaching has been highly evaluated by medical students. Both of these residents demonstrated positive attitudes toward teaching and were considered good surgical role models for undergraduate medical students. The awardees are **Joshua Allon Greenberg** (General Surgery) and **Kathryn Vanessa Isaac** (Plastic and Reconstructive Surgery).

The 52 judges for the e-poster competition as well as the 18 timers, who volunteered their time for the e-poster judging deserve special thanks, as well as the Research Committee members who reviewed and judged the oral presentations. As we take pride in how great the Day and Evening awards ceremony went, we need to acknowledge the tremendous effort it took from everyone involved. The Day could not have gone as well as it did without everyone's participation and collaborative efforts. Thanks again this year to **Andrea McCart** for assigning the judges to the posters, **Natalie Coburn** and **Jack Langer** for expertly moderating the sessions, and **Sylvia Perry** for making sure the day's and evening's preparations were followed to perfection. A very special thanks to **Val Cabral** for her incredible dedication and hard work in organizing the Surgeon Scientist Training Program, and the Gallie Day events.

*Val Cabral (with contributions from Michael G. Fehlings)*



## Ralph George: The Breast Cancer Program at St. Michael's Hospital



Ralph George and senior technologist  
Monika Sitarz

Ralph George has been recognized as an outstanding teacher and surgical oncologist throughout his career. His Breast Clinic at St. Michael's Hospital has a friendly and caring atmosphere facilitated by the close intimate quarters that make communication immediate and effective. There is a well-developed relationship at the clinic with family doc-

tors and general surgeons who treat breast cancer. The Unit has a strong reputation for supporting breast cancer care at a specialist level, without displacing patients from their familiar surroundings. The centre is a lively, intimate, multicultural hive of Canadian patients and staff from many countries of origin. There is an engaged group of receptionists who meet and advise patients. All have easy access to Dr. George whose door is always open.

Ralph has many teaching and education awards received throughout his career from his time at Memorial University as an undergraduate to his residency at Queen's and his current position in the University of Toronto Department of Surgery.

At the clinic, there are several senior nurses, one family doctor, and three general surgeon oncologists. Dr. George says: "I love it here; this is the best job I've ever had." He was a general practitioner in St. Anthony, Newfoundland, then decided to become a surgical oncologist. He went through a training program at Kingston focusing on breast cancer and melanoma, then spent three years as a fellow at the Roswell Park Cancer Institute in Buffalo. He enjoys skiing, camping and canoeing, and reads on the subway four or five pages per day on his tablet. His reading list includes Ulysses, Paradise Lost and Dante's Inferno. His wife Dianne, a former ICU nurse, works in a family doctor's office in Toronto. They have three grown children – one teaching Biology, one a ski instructor, and one beginning her degree in Social Work.

"The Breast Cancer Unit was started more than 20 years ago by James Mahoney in 1989. Ralph has been the Director for the past 8 years. "I'm proud of the spontaneous family spirit of the unit, which was given the name– the CIBC Breast Cancer Clinic in 2004, after a grant from CIBC. The clinic provides surgical operations – 425 cases per year with a full spectrum of breast disease. There are three surgeons, one family doctor, 2 plastic surgeons and two medical oncologists and 3 radiation oncologist who rotate through the clinic. A full specialty tumor board meets every Friday. The radiation is done at Princess Margaret Hospital. There is excellent rapport with referring doctors and among the specialists. The clinic provides specialized complex care, has an annual fundraiser, organized by a patient and an annual continuing professional development event for family doctors (a symposium at the Li Ka Shing Cancer Institute). The physical plant is bustling and busy and very familial. It may need a larger venue as its volume continues to increase. It's very good for teaching, as surgical residents and surgical oncology fellows and breast cancer fellows rotate through. Surgeons who will be in general practice with some focus on breast cancer in Coburg, Barrie and other surrounding communities will not be competing with the surgical oncologist in the two year surgical oncology fellowship. I often travel to Huntsville, Brampton and Thunder Bay for locally delivered breast CME. Senior residents rotate for 4 months, juniors for 3 months on the service. The residents like the breadth of exposure, not just cancer. It's good for the community surgeon who will deal with the mastitis of pregnancy due to prolactin increases and other common benign breast diseases.

"The patients and staff come from a broad spectrum typical of St. Mike's population, including transgender patients and newly arrived Muslim women for which a separate waiting room is available. We have two new surgeons Jory Simpson and Adena Scheer, a Surgeon Scientist who is studying how decisions are made in a complex population and the role of the onco-plastic surgeon. 10% of breast cancer patients receive simultaneous reconstruction. Many patients come from Windsor and other places where former trainees have settled. The staff treats all of them like royalty when they call. Toronto is a centre filled with subspecialists. The country needs real general surgeons with specialty support. The website (<http://www.stmichaelshospital.com/programs/breastcentre>) receives lots of hits."

*M.M*

# A 5 Year External Review of the Department of Surgery

Our Department of Surgery is richly steeped in a tradition of academic successes and innovative research, traversing across six fully affiliated teaching hospitals and a continuously expanding number of community-affiliates. With over 400 faculty members and scientists, 200 fellows, 250 residents, and 225 medical students in its domain each year, the Department is certainly no stranger to intellect and talent. However, no institution would reach such unparalleled excellence without the guidance of an exceptional leader.



Dr. James T. Rutka successfully completed the external review of his five-year term as Chair of the Department of Surgery in October 2015. The process was led by Professors John Kortbeek (Chair of Surgery, University of Calgary & Alberta Health Services) and Albert Pellegrini (Surgery, University of Washington). It consisted of in-depth reviews of Departmental education, research, internal and external relationships, organizational and financial structure, and long-term strategies. The reviewers examined the 2010 Review findings and believed that the Department exceeded the implementation of its recommendations.

The reviewers noted that the Department had prioritized development of both undergraduate and post-graduate educational activities. The establishment of the Surgical Exploration and Discovery (SEAD) course and a refined clerkship curriculum were some firsts for the undergraduate program, while the residents began an

annual PGY1 Prep Camp at the Surgical Skills Center. The resident program was also commended for its leadership in competency-based education and its preparation to easily adopt the RCPSC's competency-by-design program as it rolls out over the next few years. Praise was given for positive faculty-resident relationships and ongoing engaged evaluations. Dr. Rutka was commended for having created a culture that was supportive and conducive to learning at all levels.

The Review examined the scope and quality of the Department's research activity, noting its \$40MN annual funding and 7000 peer-reviewed publications over a five-year span. With Dr. Rutka's CV boasting over 400 publications in prominent journals and his active engagement in neurosurgical research, the Reviewers felt that he was an outstanding leader by example in this arena.

From an educational standpoint, the Review was impressed by several notable 'firsts' for the Department: Creation of a Faculty Development Day, implementation of Quality Improvement and Best Practices initiatives, preparation of Late Career Transition Guidelines, the introduction of a Global Surgery academic role and ongoing support for international efforts, harmonization of Departmental academic salaries, establishment of a Brain Tumour Bank initiative, creation of a resident course in Practice/Financial Management, the hiring of a Strategic Planning Coordinator and a Communications Coordinator, and a faculty mentoring program.

Based on Review feedback and his own vision, Dr. Rutka hopes to devote the next five years to fundraising efforts, particularly to support harmony across hospital boundaries for clinical programs. This would ultimately result in improved patient care delivery and a decreased cost per unit of utilization through an increased standardization of practice across the healthcare system. This effort has already matured in the area of Trauma, but the unified implementation for all units is expected in years to come. Furthermore, collaboration will be promoted in data sharing, standardized metrics, and quality management. Dr. Rutka also wishes to concentrate on transitions; the transition from medical school to residency, from residency to fellowship, fellowship to workforce, and the consideration of how and when to gracefully exit the workforce. Initiatives will include increased mentorship, coaching seminars, and guidelines. A new Strategic Plan will fully encompass Dr. Rutka's visions of improvement and main-



tenance of excellence, and he will draw upon active faculty and learner engagement to design these priorities.

Overall, the reviewers were very pleased to find such positive faculty morale within the Department and the unanimous support of Dr. Rutka's collaborative leadership style. Learners and faculty alike believed he was a strong advocate for their interests. The Review praised both Dr. Rutka and the Department on the accomplishment of many firsts as well as its ongoing commitment to academic excellence, and had no doubt that the next five years would give way to many more impressive activities. Please join me in congratulating Dr. Rutka on his exemplary leadership.

*Joanna Giddens, Strategic Plan Coordinator,  
Department of Surgery, University of Toronto*

## BIGELOW LECTURE Going Green



Wilfred Bigelow

Wilfred Gordon Bigelow was a pioneering cardiac surgeon who chaired the Division of Cardiac Surgery from 1956 to 1977. Dr. Bigelow's special contribution to surgery of the heart was the use of hypothermia to slow tissue metabolism and thus protect the heart and brain from damage. He began this work with tedious, but indispensable animal trials and by 1952 he was ready to apply this procedure to patients. At Toronto, the hypothermia research program led to another equally important breakthrough for cardiac surgery - the development of the first implantable cardiac pacemaker.

*(adapted from **Cold Hearts** by Gunnar Staalesen, Arcadia Books, 2013)*

The 2016 Bigelow Lecturer, Joseph Woo serves as the Norman E. Shumway Professor and Chair of the



Christopher Caldarone with Joseph Woo and James Rutka

Department of Cardiothoracic Surgery at the Stanford University School of Medicine. He received his undergraduate degree from the Massachusetts Institute of Technology and his M.D. from the University of Pennsylvania where he also obtained his postgraduate surgical training. At Penn, Dr. Woo also completed a postdoctoral research fellowship in novel molecular strategies for attenuating myocardial ischemic injury for which he won the American Heart Association Vivien Thomas Young Investigator Award. Dr. Woo joined the Penn faculty in 2002 as the Director of the Minimally Invasive Cardiac Surgery Program. He helped to advance the field of complex valve repair and developed several innovative new mitral and aortic valve operations. He also led the Mechanical Circulatory Assist and Cardiac Transplant Program and has likewise developed novel LVAD and transplant techniques. Dr. Woo built a robust practice, performing 350-400 pump cases per year and was listed in the Philadelphia Magazine as one of the region's Top Doctors for several consecutive years. In 2014, Dr. Woo moved to Stanford University to lead the Department of Cardiothoracic Surgery. Under his leadership, overall cardiovascular surgical clinical volume, extramural research funding, and residency education programs in the Department have grown significantly.

Dr. Woo currently runs an NIH R01-funded basic science research lab studying stem cells, angiogenesis, and tissue engineering. He is an Associate Editor for the *Journal of Thoracic and Cardiovascular Surgery* and has served as a Guest Editor for *Circulation*.

Honoring the legacy of Bill Bigelow, Dr Woo presented an illustrated northern constellation of cardiothoracic surgical stars trained in Toronto, followed by a southern

constellation of surgeons trained by Norman Shumway at Stanford. He told us how Shumway, following the lead of Bigelow in studying hypothermia, included excision and re-implantation after cold immersion of the heart- this led to his realization of the feasibility of orthotopic cardiac transplantation, for which he became the world's leader.

Woo's Bigelow lecture entitled *"Are Surgeons Going Green? The Quest for Reconstruction and Renewables"* focused on a series of remarkable advances in the program at Stanford: doubling of the cardiac surgical volume, 99% repairs rather than replacements for mitral valve disease, minimal access valve repairs, even on the beating heart. In an echo of the Keshavjee lab's ex vivo resurrection of unsuitable donor lungs for transplantation, the Stanford surgeons perform ex vivo valve repairs on donor hearts otherwise considered unsuitable- before transplanting them. The Stanford surgeons performed 67 heart transplants in 2015.




Christopher Caldarone with Ian Currie, Joseph Woo and Pixie Bigelow Currie

Domino Transplants of the heart and lungs, minimal access implantation of a tiny intra-cardiac left ventricular assist device, studies of cardiac regeneration using stem cells, endoscopic harvest of the radial artery and construction of multi-pediced arterial coronary grafts without touching the aorta were described as part of the Stanford clinical program. From the laboratory, the cytokine cyclin for regeneration and primordial bacterial chloroplast enhancement for oxygenation studies took us to the leading edge of cardiac surgical research.

Members of the Bigelow family in attendance, Joseph Woo and host Christopher Caldarone are pictured near-

*M. M.*

## Steven Fremes Appointed to a Second Five Year Term as the Dr. Bernard Goldman Chair in Cardiac Surgery



Steve Fremes

In his successful 5 year review of his first term as the Bernard Goldman Chair of Cardiac Surgery at Sunnybrook, Stephen Fremes described himself as a clinician researcher, rather than a clinician scientist, illustrating his clinical studies on arterial revascularization to improve coronary bypass patency. His emphasis is on active practice. Following initial studies with Richard Weisel on myocardial protection, his international reputation grew based on studies on grafts to revascularize the coronary circulation. He is proudest of the recent guidelines issued by the Society of Thoracic Surgery. In contrast to the earlier guidelines by the American Heart Association, the American College of Cardiology and the European organizations, the STS elevated radial artery revascularization to a class 1 indication. This was a culmination of his recent studies, now in press.

Steve has also worked myocardial protection using Levosimendamide, an FDA approved industry-funded study. 20% of the sites for this study are in Canada, where the recruiting has been excellent. Steve is the national lead for this study which will be presented at the American College of Cardiology meeting in spring 2017.

He is also at the transition from a pilot to a large study of selenium as an antioxidant in the repair pathway for the prevention of major organ injury following higher risk cardiac surgery. Non-randomized clinical studies have been positive and the pre-clinical studies very promising. The pilot study has been completed and training is under way at the sites that will begin entering patients in the fall. Selenium levels fall after cardiac



surgery, a promising lead. There may also be a dietary factor. Germany and Canada are the two countries that will recruit patients for the selenium study.

The third theme of his clinical research has been minimally invasive cardiac surgery. TAVI (transarterial valve implantation) is the principal focus. “We were early adopters and are now the 2<sup>nd</sup> or 3<sup>rd</sup> largest centre in Canada performing TAVI, after Vancouver and Quebec City. The research is collaborative. Dr. Shyam Radhakrishnan and Dr. Harindra Wijesundera are very active in this work. We have currently completed enrollment into a moderate risk (in contradistinction to inoperable or high operative risk) aortic valve disease patients. We were the top Canadian recruiter in the randomized trial. There are now 2 low risk cohort, i.e. less than 3% predicted operative mortality, studies approved; the studies are only operational in the US at the present time, but will eventually be opened in Canada.”

The take-home message is that TAVI is very effective in high risk patients and adequate in moderate risk patients. An important question is about long term valve durability and it will take lower risk data to address this. The higher risk patients who have been primarily treated so far, cannot be counted on to answer this question as the patients’ longevity is limited because of advanced age and co-morbidities. There is currently equipoise for low risk patients. The youngest patients who have bicuspid valve disease are being treated by TAVI off label. This is probably too big a step at this point in time, as these are very low risk patients for open surgery and probably will not be improved by a catheter-based intervention.

“I’ve had excellent research fellows, typically from the Surgeon-Scientist program but also including international post-doctoral MDs. Currently, Saswata (Sas) Deb is in his 5<sup>th</sup> year. He is a PhD student with multiple awards. He will complete his PhD in this academic year. Derrick Tam is joining me in July, focusing his work on aortic stenosis, and Reena Karkhanis, who has been working with me as a research assistant will be starting as an MSc. The Schulich Cardiac Program has embraced the less invasive approach to heart disease including the TAVI work, but also the Mitral Program with Gideon and Eric Cohen in the lead, and less invasive CABG (Coronary Artery Bypass Graft Surgery) with Dr. Fuad Moussa (surgery), doing hybrid revascularization.

“EVAR has flipped vascular surgery into the catheter based minimally invasive category. The change has not

been so significant in cardiac surgery, but it will be for aortic valve replacement, probably up to 50%. The question is open regarding mitral valve disease. There are many products available and lots of first-in-man reports. We have been approached for 2 such studies, but Gideon and Eric are currently using the MitraClip – based on the Alfieri procedure.”

**Q:What do you do besides patient care and research?**

**A:** I am a bad golfer on weekends. My wife Jill and I are raising three kids, and I am enthusiastic about theatre.

**Q:What do you read?**

**A:** Principally, the Economist. I work a lot on my research, especially now after finishing a long period as the Chief of Service. With less administration, there is less frustration, and more academic time.

**Q:What do you anticipate in your future?**

**A:** I will be consulting about some of the “imponderables”, i.e. what will be the future of acquired heart disease treatment as the population ages. The direction is unclear regarding surgery versus medication. Pharmacotherapy will certainly be a big factor. The PKS9 inhibitors, though currently very expensive, will likely be a major player. Interestingly, our children may be less healthy than we are because of the obesity and diabetes epidemics. This is not a cheery trend except to the companies that treat heart disease. Europe, because of its more rapid approval speed, is now outpacing the U.S. and North America in introducing new drugs and technology.

*M.M.*



© Robert Mankoff/ The New Yorker Collection/www.cartoonbank.ca

## Bernie Goldman: Saving Children's Hearts



Bernie Goldman and Steve Frenes

Bernie Goldman preceded Stephen Frenes as the Chief at Sunnybrook. Steve trained in Toronto under Richard Weisel. Bernie gave Steve his first job, operated on Steve's father, and, with Steve, they were the first 2 cardiac surgeons at Sunnybrook. Steve succeeded Bernie who fostered Steve's career and allowed him to grow. There was a synergistic succession strategy. "He allowed, encouraged, and fostered my success. George Christakis and I have had very successful research careers here under Bernie's leadership."

Bernie Goldman stopped operating at age 73, after 40+ years of cardiac surgery. "I found myself going between 3 hospitals (Sunnybrook, St. Michaels and East General) teaching cardiology fellows implantation of pacemaker/defibrillators – and that brought the old question to mind: "am I hanging in, or hanging on"? Having spent his career at both TGH and as Head of Cardiac Surgery at Sunnybrook, he knew that surgeons who "hang on" too long block young surgeons' access to precious OR time – and so he stopped. Fortunately, the College of Physicians and Surgeons was then expanding its Complaints and Review Committee (ICRC) and Bernie joined the surgical panel, evaluating public concerns and physician performance. It was a stimulating, challenging and satisfying experience. He retired completely from the CPSO and all clinical matters once he reached 80 in early 2016.

Bernie maintained his passionate commitment to the Save a Child's Heart Foundation (SACH) based in Israel at the Edith Wolfson Medical Center (WMC) outside Tel Aviv. He became interested in a young American cardiac surgical fellow at Sick Kids (Ami Cohen) who had presented at University Rounds about his experience as a captain

in the US Army, setting up a modern MASH Unit in the Saudi desert (wearing a kippah) during the first Gulf War in 1991. Ami was a fully trained adult cardiothoracic surgeon who experienced an epiphany after operating on local children with heart defects while stationed in Korea, hence the pediatric fellowship. Bernie was later delighted to learn he had joined an Israeli colleague and friend who had opened a new cardiac unit at WMC. Ami Cohen's first pediatric heart cases were referred by an old army colleague. The patient came from Ethiopia (and later from Gaza via a Christian missionary). In 2001 Cohen published his seminal article in *Annals of Thoracic Surgery* "*Saving Children's Hearts - we can and we should*"<sup>1</sup> - describing the methods and outcomes of the SACH project in its first 5 years. Shortly after publication, Ami Cohen tragically died after a mission to Tanzania, but the program carried on in his memory.

A local philanthropist encouraged the formal establishment of SACH Canada to promote awareness and funding support and asked Bernie to be the first Chairman. In the 15 years that have followed, SACH has had significant growth and accomplishment: SACH is a UN sponsored NGO and global surgical humanitarian initiative with specific goals – to repair hearts of children from the less developed world and to teach and train others to establish their own independent centres in those countries. After 20 years, the SACH team (all working voluntarily) has operated on >4,000 children from 51 countries around the globe. Fully 50% come from the neighbouring Arab regions (Gaza, West Bank, Iraq, Jordan, Syrian refugee camps, Azerbaijan and recently from Afghanistan). There are 16 "partner sites" for diagnosis, referral and follow-up in Africa, the Middle East and Eastern Europe and 6 independent surgical sites (China, Tanzania, Moldova, Romania with 2 in training in Israel for Ramallah and Addis Abba). The WMC is the centre of excellence for pediatric heart disease and the network hub connected by spokes to its partner and surgical sites, as well as to other charitable affiliates in different countries. SACH and the WMC will soon begin construction of a new Children's Hospital and International Children's Heart Center.

Bernie's intimate involvement with SACH has brought his career now full circle with regard to teaching, mentoring, operating and academic pursuits. His recent book "*Mending Hearts, Building Bridges*"<sup>2</sup> details the history of SACH with beautiful photographs of children before, during and after their operative experience. He regularly scrubs in on visits to SACH where he states they let him snip



sutures (it has been a long time since he trained with Bill Mustard at Sick Kids!). He has published and presented this past year, along with a McMaster medical student, on the SACH program: providing tertiary care on a global level at no cost to the children's family and providing cardiac care in regions of political tension and conflict. Bernie is a member of the Department's Global Surgery Section ably chaired by Lee Errett. For the past few years, he has sponsored 2<sup>nd</sup> year Canadian medical students for 2 week summer "internships" at SACH. Bernie has recently sought and obtained approval from Chairman James Rutka, with support from Dr. Eric Hoskins and the Ministry of Health, to send residents in Ontario training programs (pediatrics, intensive care or cardiac surgery) for short term exposure to the SACH global humanitarian effort, working with the team in Israel or abroad on a mission. As "Chair Emeritus" Bernie has secured funding support for this unique educational experience from a donor to SACH Canada.

*M.M.*

#### REFERENCES

Cohen, A., Tamir, A., Houri, S., et al. *Saving Children's Hearts - we can and we should.* Annals of Thoracic Surgery 2001;71:462-8  
Mending Hearts and Building Bridges: The Save a Child's Heart Foundation: J. Public Health Management and Practice: (22)1,89-98(2016)

## UK Traveling Surgery Society visits the University of Toronto

The Traveling Surgical Society of Great Britain and Ireland is a unique group aiming to promote in-person interaction and information exchange. Though founded in 1924 well before the internet changed the way physicians disseminate information to the world, the Society continues to provide an interactive platform beyond the telecommunication and online realm that has become the norm. Through annual national and international travels, the TSS has provided much intellectual stimulation and social pleasure its members.



UK Travelling Society

This year, the Society took its first trip to Canada. Organized by TSS President Terry Irwin, Secretary Brian Ellis and our own Dr. Jim Rutka, 28 members spent a week in Toronto where all enjoyed hospital visits and academic rounds from June 3<sup>rd</sup> to 12<sup>th</sup>. Special Society guests included plastic surgeon Joe Hardwicke; Price Thomas fellow, and colorectal surgeon David Evans; from Blackburn. The group was able to enjoy some of the city's iconic sites such as the CN Tower, Niagara Falls, the ROM, Fort York, the AGO, Casa Loma, as well as dinner receptions in their honour.

On three consecutive days, the TSS was welcomed to Mount Sinai, St. Michael's, and the Princess Margaret Cancer Center for a day of presentations, discussion, and distribution of TSS Registrar Prizes for Department of Surgery residents. The winners included (respective to hospital sessions) Dr. Emily Partridge for her presentation on artificial placenta, Dr. Stephanie Mason for her presentation on major outcomes of burn injury, and Dr. Andrea Covelli for her presentation on mastectomies. Keynote speakers presented on medical treatment and lessons learned from the Falkland Conflicts, Afghanistan and Camp Bastion. The formal clinical presentations spoke to a variety of topics including local sarcoma and hereditary gastric cancer programs, colorectal cancer,



UK Traveling Society in the lab at Mt. Sinai Hospital



UK Travelling Society members

pancreatic tumours, hyperthermic intraperitoneal chemotherapy (HIPEC), liver transplantation, drug smuggling in the gut, and innovative methods of abdominal wall closures.

Each afternoon, the TSS visited a particular skills center. At the Mount Sinai Surgical Skills Center, our visitors were able to watch students practice a variety of procedures. At the Allan Waters Family Simulation Center at St. Michael's, they were shown the Basic Life Support (BLS) and trauma management programs and their application using the simulated patient and life support equipment. Finally, they were able to witness the ventilation and experimental perfusion of an ex-vivo pig lung at the Latner Thoracic Surgery Research Laboratories in the Toronto General Research Institute, as part of the lung transplant program.



UK Travelling Society memorabilia

This special event was a first of its kind for the Department of Surgery, providing a cross-border academic and technical exchange with the opportunity for spirited discussion and debate along the way.

*Joanna Giddens, Strategic Plan Coordinator,  
Department of Surgery, University of Toronto*



## SpineFEST™

SHAPING THE LANDSCAPE OF SPINE  
RESEARCH AND EDUCATION



Michael Fehlings and Albert Yee

On June 12, 2016 the **University of Toronto (U of T) Department of Surgery Spine Program** celebrated its 8<sup>th</sup> annual **SpineFEST™** meeting at MaRS building. **SpineFEST™** is the key annual academic meeting for the U of T Spine Program. Bringing together clinicians and scientists around the city's university affiliated hospitals, this event aims to foster collaboration within the spine community locally and also serves as a venue to disseminate our activities to invited professors nationally and internationally.

Co-led by **Dr. Michael Fehlings** (University Health Network-Toronto Western Hospital/ UHN-TWH) and **Dr. Albert Yee** (Sunnybrook Health Sciences Centre/ SBHC), we held thematic sessions on cervical myelopathy and cervical deformity, also on controversies and complexities in cervical spine diagnosis including related management. We enjoyed research presentations by many of our city-wide spine trainees. Moderated by **Dr. Fehlings**, our keynote **Tator-Hall Visiting Professorship Lecture** was presented by **Professor Daniel Riew**, Professor of Orthopaedic Surgery, Co-Chief of Spine Division, and Director of Cervical Spine Surgery at Columbia Medical Center. Dr. Riew provided a dynamic talk titled "The Post-operative Patient with Persistent or Recurrent



Symptoms”. He outlined some of the most common etiologies for failure of surgery including pseudarthrosis, inadequate decompression, poorly placed instrumentation, wrong-level surgery and non-cervical etiology. Dr. Riew reviewed accurate methods to avoid failure and outlined approaches to revision surgery. Our keynote speaker also led important discussions on how to communicate poor outcomes to patients after surgery.

Moderated by **Dr. Eric Massicotte** (UHN-TWH), the morning session on cervical myelopathy and cervical deformity presented the latest updates on the topic. **Dr. Fehlings** engaged us in an important dialogue about “what’s new & hot” in optimizing surgical outcomes for degenerative cervical myelopathy. **Dr. Stephen Lewis** (UHN-TWH & Hospital for Sick Children/HSC) provided an overview on the evaluation and management of cervical deformity, followed by a review of novel assessment techniques defining degenerative cervical myelopathy by **Dr Sukhvinder Kalsi-Ryan’s** (UHN-TWH).

The day continued with excellent presentations and discussions moderated by **Dr. Howard Ginsberg** (St. Michael’s Hospital/SMH) on controversies and complexities in cervical spine diagnosis and management. **Dr. Henry Ahn** (SMH) led off the session focusing on the role and timing of surgery for traumatic central cord syndrome. **Dr Yee** (SHSC) provided an evidence-based update on spine clearance in the trauma patient as well as process improvement initiatives from a Level I trauma centre perspective. **Dr. Michael Angel** shared his experience as a neurologist as he spoke about pearls and pitfalls of cervical myelopathy diagnosis. **Lindsay Tetreault** (PhD, Postdoc, UHN-Krembil Research Institute/KRI) concluded the session with an interesting talk reviewing the current state of the literature and outlining important knowledge gaps in degenerative cervical myelopathy.

In the academic session, our spine scientist surgeon trainees updated us on their work. **Christopher Witiw** (MD, PGY5 Neurosurgery) presented the rationale for surgical intervention and reviewed a health economic and patient-centered analysis on the value of surgery for degenerative cervical myelopathy. **Robert Ravinsky** (MD, PGY5 Orthopaedic Surgery) discussed spine surgery fellowship education and the competence-based training education syllabus in Canada and beyond.

This year, we received around 40 abstract submissions spanning clinical and pre-clinical spine research.

Winners of 1st place abstract, 2nd place abstract, and 3rd place abstract provided oral presentations on their research findings. In first place clinical research abstract **Alex Laliberte** (PhD candidate -Institute of Medical Sciences/IMS) presented his work titled Hypoxia-Related MicroRNAs are Biomarkers of Degenerative Cervical Myelopathy Severity. In first place basic science research abstract **Spyridon Karadimas** (MD, PhD candidate, UHN-KRI) talked about the Riluzole blocks perioperative ischemia-reperfusion injury and enhances postdecompression outcomes in cervical spondylotic myelopathy.



Michael Fehlings and Albert Yee

In 2nd place clinical research abstract **Daipayan Guha** (MD, PGY4 Neurosurgery) presented his work titled Accuracy Validation in the Cervical Spine of a Novel, Rapid, Optical Intraoperative Spinal Navigation System: Initial Clinical Feasibility. In 2nd place basic science research abstract **Pia Vidal** (PhD, Postdoc, UHN-KRI) updated us about her work on early decompression attenuation of Ischemia-Reperfusion-Injury mediated inflammation for Cervical Degenerative Myelopathy (DCM). In 3rd place clinical research abstract **Allan Martin** (MD, BASc (EngSci), PGY4 Neurosurgery) presented his research titled Next-Generation MRI Identifies Tract-Specific Injury and Predicts Focal Neurological Deficits in Degenerative Cervical Myelopathy. Finally, in 3rd place basic science research abstract **Stewart McLachlin** (PhD, Postdoc, Sunnybrook Research Institute/ SRI) presented his work titled Virtual framework to evaluate osseous fixation pathways in the spine.

SpineFEST™ continued our green and ecofriendly session with 24 e-poster presentations. First Prize e-Poster Presentation was awarded to **Laureen Hachem** (MD Candidate, UHN-KRI) for her presentation entitled Glutamate increases in vitro survival and proliferation

and attenuates oxidative stress-induced cell death in adult spinal cord-derived neural stem/progenitor cells via non-NMDA ionotropic glutamate receptors. The Second Prize went to **Ayelet Atkins** (Postdoc, SRI) and **Mikhail Burke** (PhD candidate SRI) for their work titled Characterization of microdamage accumulation in metastatically- involved vertebrae.

SpineFEST™ ended with an enjoyable evening with the U of T-GTA Spine Rounds chaired by **Dr. Joel Finkelstein** (SHSC) at the Park Hyatt Roof Salon. **Dr. Daniel Riew** provided a talk arguing whether we are overspecialized in spine care. The evening continued with celebration of our city-wide spine fellows graduation. Our Program Co-Directors **Drs Fehlings and Yee** congratulated our fellows on the completion of their 2015/16 fellowship year and presented their U of T Spine Program fellowship certificates and plaques.

The U of T Spine Program congratulated our citywide spine fellows (**Drs Mohammad Zarrabian, So Kato, Safraz Mohammed, Markian Pahuta, Mark Kotter, Kevin Koo, Amit Keren, Kachinga Sichizya, Michael Dodds, and David Bellut**) on a successful completion of their fellowship. On behalf of our citywide spine surgeons (**Drs Michael Fehlings, Eric Massicotte, Raj Rampersaud, Stephen Lewis, Reinhard Zeller, Albert Yee, Joel Finkelstein, Michael Ford, Howard Ginsberg, and Henry Ahn**) we extend best wishes to all fellows in their career and future endeavors.

The U of T Spine Program would like to thank our participants for contributing towards the ongoing success of SpineFEST. We extend our appreciation to **Professor Charles Tator, Professor Hamilton Hall, Professor Andres Lozano, Professor Peter Ferguson, and Professor James Rutka** for their strong support of SpineFEST™ and the **U of T Department of Surgery Spine Program** over many years. *The Program* also extends gratitude to our educational event sponsors **Medtronic, DePuy Synthes & Ethicon, Zimmer Biomet, and Stryker.**

*Nadia Jaber with input from  
Michael Fehlings and Albert Yee*

## Surgery Chair Invests in Future of Surgeon – Scientists



Jim and Mari Rutka (Photo by Dan Haves)

A surgeon needs strong technical skills, first and foremost. But that's not enough.

"We're treating surgical conditions and diseases that we don't have all the answers for yet — cancers that evade our best efforts at surgery, and organs that fail and require regeneration or replacement," says

U of T Department of Surgery Chair and SickKids Neurosurgeon **James Rutka**. "We need to untangle the complexity of these diseases through research, and use new insights to advance clinical care."

At the forefront of this effort is the Department's world-renowned Surgeon Scientist Training Program (SSTP) — a unique program that enables all surgical residents to pursue research at the Master's or PhD level, in addition to their surgical training.

Launched in 1985 by leading surgeon and then Department Chair Professor Emeritus **Bernard Langer**, the SSTP was the first of its kind, and remains one of the best surgical training programs in the world. It has led to major advances in procedures, and trained many of today's top Surgeon Scientists. It was here that Professor **Shaf Keshavjee** began his work in the hugely successful ex-vivo lung transplantation. It was here — and in Rutka's own research lab — that Professor **Peter Dirks** began investigations that ultimately led to his uncovering the role stem cells play in human brain cancers. He is now advancing this work as lead researcher of the \$11.7 million Stand Up To Cancer initiative.

"Some of my greatest pride is having trained surgeons who have far surpassed me," says Rutka, who is also Director of the Arthur and Sonia Labatt Brain Tumour Research Centre, where he continues to oversee SSTP trainees. In addition to Dirks, his former trainees include



Professors **Michael Taylor**, **Todd Mainprize**, and **Paul Kongkham**, all of whom have made key discoveries leading to more targeted therapies for brain cancers. Rutka's own research into the molecular pathways involved in malignant tumor growth and invasion is informing the development of potential new treatments.

As Department Chair and a Surgeon-Scientist himself, Rutka is deeply committed to the SSTP. Now he is building on this commitment as a philanthropist. Through a joint commitment from the Rutka family, SickKids Foundation, and the University of Toronto, the **James and Mari Rutka Surgeon Scientist Training Fund** will be established in the Department of Surgery. It will invest \$3 million in the program, helping ensure it remains open to all surgical trainees and continues to enhance health care into the future.

"As a family, we really wanted to invest in this program and we know it will reap huge benefits for decades to come," says Rutka. "It's becoming very difficult now for investigators to obtain research funding. Accordingly, we rely on philanthropy more than ever to keep us at the cutting edge, and to maintain us as world leaders in scientific research."

"As we face cuts to research funding, the Surgeon Scientist Training Program is one of those programs that is just too important to lose," says Faculty of Medicine Dean **Trevor Young**.

"As a clinician scientist, I know how valuable this research training is in improving the care we offer. Not only has Jim been a leading Surgeon Scientist — combining his career as a neurosurgeon at SickKids with studying the dynamics involved in the most challenging diseases — he has also been a valuable academic leader. And now he and Mari are investing in the future of surgery as philanthropists — what a profound and tangible commitment of support."

This investment in the future is key for the Rutkas. "People get so tied up in the present," says **Mari Rutka**. "But if we want to truly leave a legacy, we have to start building the future now."

*Carolyn Morris, Senior Advancement  
Communications Officer  
Office of Communications, Faculty of Medicine,  
University of Toronto*

#### [ EDITOR'S NOTE:

*Our recent 5 year External Review of the Department of Surgery highlighted an important issue. External funding for the SSTP has diminished, while the number of residents enrolled continues to increase. The Rutkas are leading us toward a solution. Their example inspires us to join them with annual contributions to sustain the signature academic program of our Department.]*

## Competency Based Training in Colorectal Surgery



Sandra de Montbrun

Competency based education is moving toward an evidence- base and the early data is encouraging. Sandra de Montbrun reports: "We currently evaluate knowledge and judgment using oral and written examinations. Helen MacRae and I have been working with the American Society of Colon and Rectal Surgeons (ASCRS) to develop an assessment of technical competence in three pilot studies. The first pilot took place at the surgical skills lab at Mount Sinai Hospital at the University of Toronto using cadavers and benchtop models. With 8 stations, we compared fellows in colorectal surgery to fifth year general surgery residents. The fellows outperformed the residents. The study was small (n=20), but it provided initial evidence of validity for the exam — the Colorectal Objective Structured Assessment of Technical Skill (COSATS). We then did a second study using volunteers. (There is a potential bias based on volunteering.) This led to our 3<sup>rd</sup> study just out in the *Annals of Surgery*<sup>1</sup>. There were 8 stations. The study included 70 participants who were concurrently taking their American Colorectal Board exam. It was carried out at Northwestern University in Chicago as a mandatory component of the certification process, although it did

not impact certification. These results were compared to oral board scores. When we compared the pass/ fail status on the COSATS and the oral Board exam, we found that the small number of individuals that failed the COSATS exam had actually passed the oral Board exam, suggesting that the COSATS is identifying technical deficiencies in individuals who would otherwise go on to be Board certified by the present certification process. The COSATS seems to be adding validity to the Board exam as a whole. The question that arises is - *What are we to do with these data?* These participants had been in practice for one year already before they took the exam. This timing question is also pertinent for the oral examination, which is administered after one or more years in practice. The public could ask - *Why were these surgeons allowed to practice before their knowledge and skills were fully evaluated and certified?*

“Some oppose this kind of examination, in part because it’s a change and, like the new math, further validity evidence is required. We never say we have accomplished that mission. It is a high stakes test with potentially troublesome consequences for those who do not succeed.”

**Q: Are you personally convinced of the validity of the COSATS competency test?**

A: We all accept the written and oral and we believe in the validity of those assessments. I believe that the COSATS should also be included. The evidence is promising and that’s the basis for my belief. I think skeptics are valuable in that the stakes are high, and we should be challenged to prove that the COSATS is a reliable and valid assessment. However, validity evidence is accrued over time and further study will help push this type of assessment forward. I am a believer in the data so far, but more study is needed. Certainty is rare in medicine and surgery.

“I am working on an exam for general surgery, a GOSATS, under a grant from the Royal College of Physicians and Surgeons of Canada. We are looking at when to do the exam, and asking: *Can we develop a reliable exam for senior residents?* The General Surgery Objective Structured Assessment of Technical Skill (GOSATS) has been developed and the first pilot study comparing the performance of PGY3 to PGY5 general surgery residents has taken place at the Surgical Skills

laboratory September 2016. This data is now being analyzed and the results pending.

**Q: Does the COSATS identify talented residents who far exceed their peers in dexterity and may qualify for accelerated training?**

A: We want to define competency in a binary fashion, either a resident is competent or they are not. This requires establishing a passing score, a threshold beyond which someone is deemed competent. Residents who are naturally talented would in this binary system be deemed competent.

A recent study we have conducted and published in British Journal of Surgery<sup>2</sup>, used a decade of OSATS data to apply standard setting methodologies to this performance based exam. That was the first time in surgery that passing scores have been set for this type of assessment. These methodologies will help guide the setting of passing scores for other examinations in surgery and allow for the differentiation between a candidate that is competent and one that is not. This will also allow potentially for the early identification of residents at risk, and for early remediation if the exam is implemented in the early years of residency.

Sandra and her husband Landy have 2 girls - “Devon aged 9 and Reese aged 5 who walk to our local public school.”

*M.M.*

**REFERENCES**

- 1 de Montbrun S, Roberts PL, Satterthwaite L, MacRae H. *Implementing and Evaluating a National Certification Technical Skills Examination: The Colorectal Objective Structured Assessment of Technical Skill*. Ann Surg. 2016 Jul; 264(1):1-6.
- 2 de Montbrun S, Satterthwaite L, Grantcharov TP. *Setting Pass Scores for Assessment Of Technical Performance By Surgical Trainees*. Br J Surg. 2016 Feb;103(3):300-6.



## Peter Dirks and the Stand-up to Cancer Program



Peter Dirks and James Rutka

“Stand-up to Cancer Program” (<http://www.standup2cancer.org/>), a unique source of funding from the entertainment industry foundation, has awarded Peter Dirks and his team a \$10 million grant. “The driving force behind this program is the corporate executives, marketing and business

people in the U.S. entertainment industry. Katie Couric, a widely respected television commentator and anchor, was one of the drivers for the initiation and continuation of this program. She lost her young husband to colon cancer, leaving her with three children to raise. The theme of the fund is ‘there is too much competition in cancer research, let’s bring them together into collaborating dream teams instead of competitors.’ The program has now funded 10-15 teams since 2008 with very strong clinical trajectory. The goal is to bring interventions, primarily drugs, to clinical trials, using excellent data which is shared and then moved toward clinical trials. There is very strong spirit and energy in the program and the ‘crème de la crème’ of scientific investigators. CIHR, Genome Canada, and the Ontario Institute for Cancer Research joined the program 2 years ago and there is a close association of the program with the American Association for Cancer Research.

“We did a collaborative application with Vancouver, Calgary and Montreal as a team to work on gliomas (glioblastoma multiforme and ependymoma). Our research focus is the molecular network of stem cells that drive cancer growth. There are subsets of stem cells that drive cancer growth and we have identified and isolated these cells. We can now study the network and study drugs that affect it. We hope to trial a drug that affects ependymomas. Michael Taylor in 2014 found an ependymoma in the cerebellum that has an aberrant wrap of the DNA, an epigenetic focus for exploration.

We are starting with DNA methylation here as the stepping stone, even though it has long been studied. The co-leader of this study is Sam Weiss from Calgary, a Gairdner laureate 7 years ago, who found stem cells in the mammalian brain in the 1992. We (Dirk’s group) then found stem cells in brain cancer. We now work together and are bringing others to study the epigenetic and proteomic aspects of cancer growth, principally Toronto and Montreal investigators.”

### Q: What is exciting?

A: We will use open access to good data, rapidly disseminating what is important, that would be the legacy of this 4 year project. The Chair of *Stand-up* asked us: “How open is open?”. This is an interesting issue and there are some ethical aspects to consider, because there is normal DNA of the patient’s genome in the cancer DNA we are studying. Through Katie Couric I met Vice –President Joe Biden in the White House to talk about *Stand-up to Cancer*. Biden’s son (Beau Biden) died of a glioblastoma. The Vice-President asked about the silos of science problem, which we are directly working to counter. There is a structural genomics project at the University of Toronto headed by Alan Edwards and Sheryl Arrowsmith. Importantly, it brings pharmaceutical executives into the project, a new and important model.

### Q: What is the most fun in this program?

A: The mix of the new creative team is a group of world leaders, and the data so far is exciting. We are proposing one clinical trial and anticipate that 3 or 4 more will be coming toward the end of the project.

### Q: How do you meet?

A: Two face-to-face meetings per year plus regular WebX conferences, plus monthly meetings of the lab team. It’s a living project. We use scientific social media - the “Stack.com” program - to announce data within the group. We share new papers, collateral discoveries and have a wiki-page for the project to link us with younger scientists and bioinformatics people. We are constantly learning from them. This is the most work and the most fun I have ever had. I do something on the project every day, I go to see people often and there are multiple layers of communication. As the group leader, I go to Montreal, and will soon go to Vancouver. Sam Weiss is here in Toronto from Calgary every month. Our first review will be held

in July. The review committee is chaired by Phil Sharpe, a Nobel laureate. This is a very large responsibility for me, and I have never seen such enthusiasm in a scientific project. The data is the legacy and the patients are the winners.

**Q: How is the REB functioning to oversee this work?**

**A:** REB ideas are somewhat outdated since genetic information does need protection, and REB patient advocacy for privacy is very strong. Patients in fact wouldn't mind being asked for their tissue for post-mortem exams or for resampling of their tumors at recurrence. This has been helpful in leukemia where resampling only requires a bone marrow aspiration. It's more complicated when brain tumor patients relapse.

**Q: Can the University of Toronto institutions work together in teams?**

**A:** Institutions are very protectionist. They tend to work in silos to protect their patients. Individual hospitals, though proud to be members, are nevertheless somewhat siloed. Elizabeth Peter will be contacted to help solve some of these problems at the University level. We could protect all the patients with the Standard Protection Protocol. It is certainly an issue that the genetic information is all on the internet, and tumor DNA contains normal DNA from the patient's genome. We could use a person like Timothy Caulfield as an ethics consultant.

**Q: Tell us a little bit about your own work apart from the Stand-up Project.**

**A:** I am in a great job with wonderful patients at a great institution. Our group has three papers coming out this year in *Cancer Cell*, the top journal in our field. Our goal is to publish quality research. I worry about young people in Surgery. Mike Taylor is an exemplar of the next generation, but there are not any candidates at the next level in the generation after Mike. There is very significant pressure, primarily from the Ministry toward care rather than research. In 1998, it was easy to get a grant and the Alternate Funding Plan gave me the time to do research. New people today are pushed very hard toward care as their primary activity. Jim Rutka was my mentor and I was his first student. At that time, \$50,000 and grit and fortunate timing and a group practice that respected what you do was the secret of success. They never doubted me. I have always done the clinical work, of course, as we are surgeons first, but the environment was essential. Ori Rotstein was a key player in the evolu-

tion of the Surgeon-Scientist Program for us.

The *Stand-up to Cancer* people are very engaged forceful significant people. America could do so much in this field because of its wealth. Canada needs the philanthropic drivers and should step up to support young scientists. We don't have a Howard Hughes Foundation of \$2 billion for science, but there are billionaires in Canada who could make a significant contribution. The government gave \$30 million for cancer research when we needed \$500 million. We need this kind of investment to hold our young scientists here, or they will go to the United States, or the United Kingdom. We need more institutions like the Ontario Institute for Cancer Research. Sean Parker, founder of Napster, recently put up \$200 million for immunotherapy of cancer. In addition to big programs like that, we also need small grass roots funding like I had when I started.

*M.M.*

## The Debut of Dr. Jacob Langer's New Album "Return"



Jacob Langer performing with his wife Ferne and his children, Jessica, Ben and Alexander

On a cold weeknight at the end of September, Hugh's room, an iconic Torontonians live music venue, was filled to capacity. Guests were there to listen to a CD release from a unique and one-of-a-kind performer ... Dr. Jacob Langer. As the lights came on, the world-renowned pediatric surgeon and past chief of pediatric surgery at the Hospital for Sick Children hit the stage to a roaring

applause to debut his original album “Return.”

The night was filled with great music, laughs, and a heartwarming glance into Langer’s life. Langer and his band successfully delivered an inspiring performance that hit on the very core of folk music. What’s more, Langer’s wife Ferne and his children, Jessica, Ben and Alexander performed with him for the opening songs, making it clear that his passion for music was a family affair. The finale in particular, a song called “Someday,” moved the crowd to tears. The song was sung as a duet by both Jack and Ferne and was written as a tribute to their 25th wedding anniversary.

Langer’s passion for music emerged as a teenager. He was actively involved in writing and performing music throughout high school, college, and medical school. But his musical aspirations were put on the back burner once he started general surgery residency. Now, after years as a distinguished pediatric surgeon, some much-needed time off has given Langer the opportunity to discover his love for music once again. “When I decided to take a six month sabbatical in January 2014, I had a lot of time and I reconnected with the music that had been so important to me when I was younger,” Langer remarks.

And the transition from surgeon to musician late in one’s career couldn’t have been an easy task. “It’s remarkable that someone so incredibly skilled can also do things like create an original album at this stage in their career, as if it’s not enough to save babies lives,” remarks Tim Whatley, Langer’s son-in-law.

For Langer, it was all worth it. “The making of this CD has been an amazing journey and it is an achievement that is completely different from my professional work,” he remarks.

Furthermore, Langer believes that the challenge of creating an original album has pushed him in ways that he never experienced during his surgical career. “I’ve learned a whole new set of skills and the challenge of taking this project from start to finish has been extremely exciting. In a way this project has allowed me to use my right brain while my surgical career has involved my left brain and the ability to diversify my activities has been invigorating,” Langer says.

When asked about some final words of wisdom, Langer says, “I believe that we should all be diversifying ourselves, especially as we get closer to retirement, as I am.”

A true inspiration to us all.

*Dr. Langer’s CD “Return” is available on iTunes, Spotify, Apple Music, and CDBABY. You can learn more about the CD and the musicians at [www.jacoblangermusic.com](http://www.jacoblangermusic.com).*

**Chethan Sathya, PGY-5, General Surgery,  
University of Toronto**

[**Ed’s note:** Dr. Chethan Sathya is a journalist and surgical resident at the University of Toronto. He completed the Fellowship in Global Journalism at the Munk School of Global Affairs and has published pieces for CNN, CBC, and Scientific American. Follow him on twitter @drchethansathya.]

## NEW STAFF



Mantaj Brar with his wife Natasha and their two children, Zain and Amira.

The Department of Surgery at Mount Sinai Hospital is pleased to welcome **Mantaj Brar** as a Surgeon-Investigator in the Division of General Surgery.

Mantaj completed medical school at the University of Toronto, and obtained his residency training in General Surgery and fellowship training in Colorectal Surgery at the University of Calgary. Upon completion of his clinical training, he completed an MSc in Medical Statistics at the London School of Hygiene and Tropical Medicine and certification as a Graduate Statistician by the Royal Statistics Society (UK). He began his academic practice in Colorectal Surgery at the University of Calgary in 2014.

Mantaj has joined the Division of General Surgery as a Colorectal Surgeon with a clinical focus in the management of Inflammatory Bowel Diseases (IBD). His academic interests include appraisal of statistical methods in surgical literature, statistical methods for confounding



control in observational studies, quality improvement in peer-review processes, and outcomes in IBD surgery. A proud native of Brampton, Mantaj moved back to Toronto with his wife Natasha and his two children, Zain and Amira.

*Carol Swallow, University Chair of the Division of General Surgery  
Department of Surgery, University of Toronto*



Savtaj Brar

**Savtaj Brar** is a surgical oncologist who has joined the Division of General Surgery at Mount Sinai Hospital and has been appointed to the University of Toronto as an Assistant Professor.

Sav is a graduate of the medical school at the University of Western Ontario and obtained his residency training in General Surgery at the University of Calgary. Following residency, he obtained his MSc in Health Economics, Policy and Management at the London School of Economics and Political Science in London, UK. During this time, he was also a Research Fellow in Surgical Oncology at the University of Toronto. Sav then completed a two-year Fellowship in Surgical Oncology at the University of Toronto, which included training in gastric cancer surgery at the Cancer Institute Hospital in Tokyo, Japan.

Sav joins the Division of General Surgery at Mount Sinai Hospital as a surgical oncologist with a clinical focus in the management of gastric cancer, complex gastrointestinal oncology, and soft-tissue sarcoma. His academic interests include education, health policy and economic evaluations in surgery.

*Carol Swallow, University Chair of the  
Division of General Surgery,  
University of Toronto*

**Luis Teodoro DaLuz** grew up in Sao Paulo, Brazil, where he completed medical school and general surgery training in 2000. Luis was an Assistant Professor and junior staff in his university in Brazil, before immigrating to Canada, in 2008. In Toronto, Luis completed a Trauma Surgery fellowship (2008-2010), a research fellowship (2010-2011) and Critical Care Medicine fellowship (2011-2013) at U of T. He also completed a Master of Science at the Institute of Medical Sciences (IMS) (2013-2015), U of T, focused on brain injury. Luis is currently enrolled in a second MSc. focusing in clinical epidemiology at the Institute of Health Policy, Management and Evaluation (IHPME), U of T.

Luis joins the division of general surgery as an Assistant Professor, trauma team leader, and staff physician in the surgical hospitalist service at Sunnybrook. He balances his clinical practice with his academic research interests in resuscitation of severely injured trauma patients, acute trauma coagulopathy, and systematic reviews and meta-analysis in surgery and trauma. Luis will also lead projects of quality improvement in trauma care at Sunnybrook.

In his spare time, Luis can be found at the gym, practicing CrossFit and weightlifting.

*Avery Nathens, Surgeon-in-Chief,  
Sunnybrook Health Sciences Centre*



Luis DaLuz



Barbara Haas and grandmother

The Department of Surgery at Sunnybrook Health Sciences Centre is pleased to welcome **Barbara Haas** as a Surgeon-Scientist in the Division of General Surgery.

Barbara completed her residency in General Surgery at the University of Toronto, during which time she obtained her PhD

as a trainee in the Surgeon Scientist Training Program. Her doctoral work focused on access to trauma care in the province of Ontario, as well as trauma centre quality improvement. Following her residency, Barbara completed her fellowship in Adult Critical Care Medicine at the University of Toronto. She has recently returned from Chicago, where she completed a fellowship in Trauma Surgery at the John H. Stroger Jr. Hospital of Cook County.

In addition to her clinical interests in trauma, acute care surgery and critical care medicine, Barbara is developing a research program focused on trauma and emergency surgery in the elderly. Her work will focus on optimizing long-term outcomes, as well as improving inter-specialty communication regarding these complex patients.

Outside of work, Barbara loves cooking and entertaining, as well as visiting her friends and family throughout Europe and the US. She recently returned from an excursion to Ireland, where she was accompanied by her 92 year old grandmother, who is her professional inspiration.

*Avery Nathens, Surgeon-in-Chief  
Sunnybrook Health Sciences Centre*



Mohammad Qadura with his wife Rawand and their son Abdullah

The Department of Surgery at St. Michael's Hospital is pleased to welcome **Mohammad Qadura** as a Surgeon-Scientist in the Division of Vascular Surgery.

Mohammad grew up in Ottawa where he earned his bachelor's degree in Biochemistry. He then completed a PhD in Thrombosis and Hemostasis at Queen's

University. Mohammad then finished medical school and residency in Vascular Surgery at McMaster University. He complemented his training with a mini-fellowship at Stanford University in advanced endovascular surgery.

Mohammad's research involves both clinical and translational research, with a special interest in immunology and thrombosis. He is interested in studying the role of inflammatory cells and cytokines in the development of Abdominal Aortic Aneurysms. During his residency, he performed translational research at the Thrombosis & Atherosclerosis Research Institute at McMaster University. His work was recognized with the Young Investigator Award by the International Society of Thrombosis and Hemostasis.

Outside of work, Mohammad enjoys practicing squash, soccer and spending time with his beautiful Rawand and their son Abdullah.

*Mohammed Al-Omran, Hospital Head  
Division of Vascular Surgery, St. Michael's Hospital*



Bheeshma Ravi with his wife Lucy and son Raama

The Division of Orthopaedic Surgery and Department of Surgery at Sunnybrook Health Sciences Centre is pleased to congratulate and welcome Dr. Bheeshma Ravi, MD, PhD, FRCSC as our most recent Surgeon-Scientist

recruit to the hospital's Holland Musculoskeletal (MSK) Program and University Division of Orthopaedics.

Bheeshma is a graduate of the University of Toronto residency program and an alumnus of the Surgeon Scientist Training Program (SSTP), receiving his PhD from the Institute of Health Policy, Management & Evaluation (Clinical Epidemiology and Health Care Research) in 2013. He received valued supervision and mentorship by Drs. Gillian Hawker, Earl Bogoch, and Hans Kreder. In his thesis, he studied complication rates in total joint arthroplasty comparing patients with rheumatoid arthritis versus osteoarthritis. As one of the largest population-based study of treated patients to date, he highlighted the importance of considering indication-specific surgeon experience beyond procedural-specific experience in lessening total joint arthroplasty related complications. Following his residency and SSTP training, he completed subspecialty fellowship training in adult reconstruction at the Mayo Clinic Arizona (2015-16).

Bheeshma is excited to return to Toronto with his wife Lucy and son Raama (age 1). He joins the University Division of Orthopaedics, Department of Surgery as an Assistant Professor and Clinician-Scientist, with an academic and clinical focus on hip and knee arthroplasty. He has joined the arthroplasty program at the Holland Orthopaedic & Arthritic Centre (HOAC), Holland MSK Program, and has been appointed as a Scientist with the Clinical Evaluative Sciences Platform at Sunnybrook Research Institute.

As part of the University Department's Mentorship Program, Drs. Jeff Gollish (Medical Director HOAC), and Gillian Hawker will act as his Career Development Mentor (CDM) and Academic Advisor (AA), respectively. Most recently, he has been competitively selected to The Young Investigator's Initiative (YII) Program, a career and grant mentorship program specific to musculoskeletal scientists that is jointly sponsored by Bone & Joint Canada and the U.S. Bone and Joint Initiative.

Welcome to the team, Bheeshma!

*Albert Yee, Hospital Head,  
Division of Orthopaedic Surgery,  
Avery Nathens, Surgeon-in-Chief, Department of Surgery,  
Sunnybrook Health Sciences Centre*



Gonzalo with his wife Mar and children Olivia and Lucas

The Division of General Surgery is pleased to introduce **Gonzalo Sapisochin** who joined the Division on January 1, 2016.

Gonzalo received his Medical Degree from the University Compluense of Madrid in Spain in 2005. He trained in General Surgery in Spain at Vall d'Hebron Hospital in Barcelona, where he then had a staff appointment in Hepato-pancreato-biliary (HPB) Surgical Oncology and Transplantation. Gonzalo has just completed a 2 year HPB Surgical Oncology & Abdominal Transplant Fellowship at the University of Toronto.

Gonzalo is appointed as an Abdominal Transplant surgeon, HPB Surgical Oncologist and Assistant Professor in the Department of Surgery, University of Toronto. He has special expertise and research interest studying the interface between solid organ transplantation and malignant diseases of the hepatobiliary system. His research has been mainly focused on liver cancer and liver transplantation. He has authored and coauthored several international publications. Gonzalo's future research direction will continue focusing in the management of these malignancies and to develop new indications for liver transplantation for patients with cancer. Gonzalo will also pursue a Master's Degree in Clinical Epidemiology over the next year.

On a personal note, Gonzalo is married to Dr. Mar Miserachs, a Paediatric Gastroenterologist, and has two children - Olivia age 5 and Lucas age 3. They are looking forward to making Toronto and Canada their permanent home.

*Allan Okrainec, Hospital Head  
Division of General Surgery, UHN*





Raj Satkunasivam with his wife Nadia and their two children, Aidan and Laila

The Division of Urology at Sunnybrook Health Science Centre is pleased to welcome **Raj Satkunasivam** as a surgeon – investigator to the University of Toronto's Division of Urology. He is an uro-oncologist trained in advanced minimally invasive and robotic surgery.

Raj grew up in Toronto and completed his medical school and residency in Urology in Toronto. He went on to complete a Fellowship in Urologic Oncology and Advanced Robotic and Laparoscopic Surgery at the University of Southern California. During this time he attained his Masters of Science in Health Services Research (Department of Preventive Medicine) at the University of Southern California.

Raj's main research focus is prostate cancer. This includes the identification of novel risk factors and improving individualized patient risk assessment. His other research will focus on the effectiveness of various treatment protocols and modalities. He will continue assessing the quality of surgical care and outcome improvement in complex surgical patients. His main clinical goal is to advance minimally invasive surgery including the use of robotics in urologic oncology.

Raj met his wife Nadia while playing soccer. They are the proud parents of two children, Aidan and Laila.

*Ron Kodama, Hospital Head of the Division of Urology, Sunnybrook Health Sciences Centre*



Jefferson Wilson

We would like to welcome **Jefferson Wilson** as a new staff neurosurgeon at St. Michael's Hospital.

Jeff entered the neurosurgery program at University of Toronto after completing his MD at the University of Saskatchewan in 2007.

During residency he earned a PhD through IMS and the Surgeon Scientist Program under the mentorship of Michael Fehlings and Abhaya Kulkarni, with his research focused on the epidemiology and clinical epidemiology of traumatic spinal cord injury. Jeff's research has been funded by multiple grants from the Christopher and Dana Reeve Foundation, Cervical Spine Research Society and the Ontario Neurotrauma Foundation.

He has been the recipient of numerous prestigious awards including: the K.G. McKenzie Prize from the Canadian Federation of Neurological Sciences, the Synthes Spinal Cord Injury Award from the American Association of Neurological Surgeon and the Shafie S. Fazel Outstanding Resident Surgeon and Investigator Award from the U of T Department of Surgery.

After obtaining his FRCSC in neurosurgery in 2015, Jeff undertook a fellowship in complex spine surgery at Thomas Jefferson University in Philadelphia, PA under the mentorship of James Harrop and Alex Vaccaro.

Jeff returns to Toronto as a Surgeon Scientist at St. Michael's Hospital with clinical focus on the full spectrum of spinal disorders. From a research perspective, he hopes to continue to build and develop the clinical spinal research program at St. Michael's hospital and the University of Toronto Spine program.

*Julian Spears, Hospital Head  
Division of Neurosurgery, St. Michael's Hospital*

## Surgeon Ethicists



Martin McKneally

Chairman Jim Rutka's column celebrates the approval of new pathways to academic promotion in our department. The Global Surgery path has been recently described ([http://www.surgicalspotlight.ca/Article.aspx?ver=Winter-Spring\\_2016&f=Main](http://www.surgicalspotlight.ca/Article.aspx?ver=Winter-Spring_2016&f=Main)) and will receive more attention in the spring. I will describe here some

of the work of our surgeon-ethicists, to give readers a sense of where this new path leads.

Mark Bernstein, our first executive MHSc bioethics scholar, completed his Bioethics Master's degree while serving simultaneously as UHN Division Chief of Neurosurgery. His energetic teaching and research has brought neurosurgical residents, fellows and faculty into surgical ethics, and enriched the education of a broad range of graduate and undergraduate students.

Senior Neurosurgery resident Nir Lipsman, Division Chair Andres Lozano, and Mark Bernstein are charting the unfathomed ocean of ethical issues in deep brain stimulation for an expanding range of conditions – including anorexia nervosa, memory loss, and intractable depression. For example, in a seminal article in the journal *Bioethics*, the question is examined whether the device or the patient is the source of volition. Nir writes: "The stimulation device releases constraints imposed [by depression] and restores [the] experience of being in control of... behaviour.... It is thus compatible with distinct philosophical conceptions of free will...if one's desires to act are too weak to develop into plans of action, then DBS may be able to enhance these desires and thereby facilitate the performance of actions one wants to perform. In this respect, the stimulation device can enable one to be an agent in the fullest sense." [Lipsman N, Glannon W. *Brain, Mind and Machine*. *Bioethics* 2013; 27:465-470.]

Senior General Surgery resident Megha Suri's moral reasoning about truth-telling in the setting of a poor prognosis provided surgeons with a nuanced and more realistic account of the spectral nature of truth-the 'objective' truth revealed by brain imaging of metastases, the subjective versions of the truth – one known by the family that mother

shouldn't be told for various reasons known best by them, and another known by the patient -that she is dying, and doesn't want or need punitive disclosure of technical details learned through tests. [Suri M, McKneally M, Devon K. *Tragic Knowledge*. *World J Surg* 2014;38:1626-1630.] Working with endocrine surgeon Karen Devon, Megha underlined the importance of maintaining hope while harboring tragic knowledge, and taught us that the half-life of surgical truth is 45 years.

Colorectal surgeon Ryan Snelgrove, working with Karen, is evaluating the effectiveness of "Ethics M&M" as a technique of integrating ethics teaching and learning into the experience of surgeons in their familiar and trusted conference venue- instead of a separate event like an ethics lecture.

Pediatric orthopedic surgeon-ethicist Mark Camp studies patients' views about conflicts of interest that arise when surgeons work with industry.[Camp MW, et al. Patients' views on surgeons' financial conflicts of interest. *J Bone Joint Surg AM* 2013;95:e9(1-8)] With colleagues at the Hospital for Sick Children, he is also developing web-based decision aids to help anxious parents better understand the operations their children require in the frightening setting of traumatic injury.

Mark, Ryan, and Karen have organized three Surgical Ethics courses in the Department. The 2017 version is advertised nearby. It will include analyses of interesting ethical questions such as "What is the Global Surgeon's moral responsibility for the management of post-operative complications that arise long after leaving the patient in Africa?" "Can Medical Assistance in Dying provide a source of organs for transplantation? Will altruism confuse the motivation of patients seeking to end their lives? Will trust in the reliability of anesthesia in the Operating Room enhance the attractiveness of donation as a way to terminate unbearable suffering?"

Congratulations to our Chair and the advisory group of surgeons who are advancing the programs of Surgical Ethics and Global Surgery by formal recognition, as the Department has done so well with Surgeon Scientist and Surgeon Educator programs. They have established the reputation of the Department, recognized by our recent enthusiastic external review, as one of the leading academic surgical centres in the world.

M. M.

# ANNOUNCEMENTS

## GLEN VAN ARSDELL APPOINTED CHAIR OF THE DIVISION OF CARDIAC SURGERY



Glen Van ArsdeLL

I am pleased to inform you that Dr. Glen Van ArsdeLL has been appointed as Chair of the Division of Cardiac Surgery at the University of Toronto, effective October 1, 2016, to follow Dr. Chris Caldarone who has been Division Chair since 2009.

Glen is a graduate of Loma Linda University School of Medicine where he completed general and thoracic surgery training. In 1996 he completed a two year fellowship at SickKids and Toronto General Hospitals. Since 1996 he has served as a staff surgeon at SickKids and Toronto General as a congenital heart surgeon. In 2001 Glen became the SickKids' Head of the Division of Cardiovascular Surgery where he co-led a change to a Heart Centre care delivery model. His clinical practice focuses primarily on neonatal surgery and complex repairs. He has been certified as a Fellow of the Royal College of Surgeons Canada, the American Board of Surgery, the American Board of Thoracic Surgery with subspecialty certification in congenital heart surgery, and the American Board of Surgery Critical Care Certificate.

He is a past holder of Heart and Stroke and CIHR funding and is a co-investigator on a number of peer reviewed funding projects.

His current primary research involves a global 27 institution, 3000 patient, prospective inception cohort study looking at the type of surgical repair for tetralogy of Fallot and its impact on right ventricular health. It is the first major global surgical study of its kind in congenital heart disease. Other areas of academic interest include teaching congenital heart surgery with 3D printed models, and the development of a congenital heart program in China – a 15 year endeavour. Glen is also an editor for *Operative Techniques* and is a member of the Annals of Thoracic Surgery Editorial Board.

Please help me in congratulating Glen on his appointment as University Chair of Cardiac Surgery, and thanking Chris Caldarone for his many years of service and leadership!

*James T. Rutka, MD, PhD, FRCSC*  
*RS McLaughlin Professor and Chair*  
*Department of Surgery, University of Toronto*

## NEW HOSPITAL HEAD OF THE DIVISION OF NEUROSURGERY AT SUNNYBROOK HEALTH SCIENCES CENTRE



Todd Mainprize

**Todd Mainprize** has been appointed as Division Head, Neurosurgery at Sunnybrook, effective March 2016. Over the past two years in the role of interim Division Head, Dr. Mainprize has served admirably and tirelessly to advance the Division of Neurosurgery at Sunnybrook in the clinical, research and academic domains. He has

been a strong advocate at the Hospital and provincial levels to secure endovascular program funding, while conducting his own groundbreaking research on targeting of the blood-brain barrier in neurooncology using high-intensity focused ultrasound. He has made excellent progress in Faculty recruitment, and has remained strongly committed to the city-wide residency training program committee and clinical fellowship program. Please join me in congratulating Dr. Mainprize on this important recognition of his major contributions in this leadership role.



## DAVID LATTER APPOINTED DIRECTOR, MD ADMISSIONS AND STUDENT FINANCES



David Latter

Professor **David Latter** has been appointed Director, MD Admissions and Student Finances in Undergraduate Medical Education for a one-year term beginning July 1, 2016.

Prof. Latter's responsibilities will include overall academic responsibility for the design, planning, implementation and evaluation of the MD Program admissions processes and the financial aid programs for students enrolled in the MD Program. He will also have shared academic responsibility with the Associate Dean, Health Professions Student Affairs, for the design, development, implementation and evaluation of outreach, pipeline and support programs for priority student populations identified in the Faculty of Medicine's Diversity statement, as well as with UME programs for student enrolment strategies.

Prof. David Latter graduated from McGill University in 1982. He completed residencies in General Surgery and Cardiovascular and Thoracic Surgery at McGill University (1982-1989) and a clinical fellowship in Thoracic Transplantation at Stanford University in California (1990). Prof. Latter was a member of the Division of Cardiovascular and Thoracic Surgery at the Royal Victoria Hospital, McGill University from 1991 to 1996. In 1996, Prof. Latter was appointed to a position at the University of Toronto's St. Michael's Hospital Division of Cardiac Surgery where he is currently the Division Head. Prof. Latter specializes in adult cardiac surgery with a special interest in mitral valve surgery.

## NANCY BAXTER NAMED ASSOCIATE DEAN OF ACADEMIC AFFAIRS AT DALLA LANA SCHOOL OF PUBLIC HEALTH



Nancy Baxter

I am delighted to share with you that Dr. Nancy Baxter is the Faculty's Associate Dean of Academic Affairs, Dalla Lana School of Public Health as of July 1, 2016.

As faculty member in IHPME since 2006, Professor Baxter is a leader in healthcare services research, screening, prevention, and healthcare quality research and education. As head of the Division of General Surgery at St. Michael's Hospital, she is responsible for educating approximately 100 learners annually in partnership with 14 surgical faculty.

In the role of Associate Dean of Academic Affairs, Professor Baxter will be responsible for the promotion of innovative student learning experiences and administrative oversight of the teaching programs in DLSPH and IHPME.

She is a tremendous teacher, supervisor, mentor and administrator and I invite you to join me in welcoming her to the Faculty.

Visit the website for more information: <http://www.dlsph.utoronto.ca/2016/06/dr-nancy-baxter-named-associate-dean-of-academic-affairs-at-dlsph/>

*Howard Hu, Dean  
Dalla Lana School of Public Health,  
a Faculty of the University of Toronto*

## DAVID URBACH APPOINTED SURGEON-IN-CHIEF AND MEDICAL DIRECTOR, PERIOPERATIVE SERVICES, WOMEN'S COLLEGE HOSPITAL



David Urbach

David Urbach has been appointed the new Surgeon-in-Chief and Medical Director, Perioperative Services Women's College Hospital (WCH), effective July 1, 2016. He has taken over from John Semple who stepped down after having completed 2 successful 5 year terms.

Dr. Urbach is joining WCH from the University Health Network where he is the Surgical Director of the Bariatric Surgery Program and a globally recognized researcher in the area of surgical quality improvement. His formal training in epidemiology and his many leadership positions in health services research make him a terrific addition to Women's College Research Institute. He is a prolific researcher, a surgical innovator and a highly respected leader across the system. He was selected for the position after an international search that had representation from across WCH, University of Toronto and the healthcare system.

With special thanks to John Semple for his exemplary contributions over the past 10 years, and congratulations David!

(<http://www.womenscollegehospital.ca/news-and-events/Connect-2016/WCH-welcomes-Dr-David-Urbach-as-new-surgeon-in-chief>)

## REAPPOINTMENT OF DR. ANDRES LOZANO AS DAN FAMILY PROFESSOR AND CHAIR OF NEUROSURGERY



Andres Lozano

Andres Lozano has been re-appointed as the Dan Family Chair in Neurosurgery for a second 5-year term, effective September 1, 2015. Dr. Lozano joined the neurosurgical staff at Toronto Western Hospital in 1991 and within eight years was appointed as a Full Professor in the Department of Surgery. In 2014, he became the first

neurosurgeon to be appointed as a University Professor, the highest academic rank at the University of Toronto. He also holds the R.R. Tasker Chair in Stereotactic and Functional Neurosurgery at University Health Network and a Tier 1 Canada Research Chair in Neuroscience. Dr. Lozano has achieved international renown for his groundbreaking research, particularly for his use of deep brain stimulation for the treatment of movement disorders and psychiatric disease, including Parkinson's disease, essential tremor, depression and more recently Alzheimer's disease. Dr. Lozano has received numerous awards for his work, including the Olivecrona Medal, the Winn Prize from the Society of Neurological Surgeons, and the Margoese National Brain Prize. He is the most highly cited neurosurgeon worldwide and one of 6 Canadians to be named to Thompson Reuters select list of highly cited researchers for 2015 in the category of Neuroscience and Behavior. He has been elected to the Royal Society of Canada, Canadian Academy of Health Sciences, Order of Merit of Spain, and most recently the European Academy of Sciences.

## APPOINTMENT AS HEAD, DIVISION OF ORTHOPAEDIC SURGERY, SUNNYBROOK HEALTH SCIENCES CENTRE



Albert Yee

Albert Yee has been appointed as Chief, Holland Musculoskeletal Program and Division Head of Orthopaedic Surgery, Sunnybrook Health Sciences Centre effective May 1, 2016. Dr. Yee is a graduate of the University of Toronto. He holds specialty certification in Orthopaedic Surgery from the Royal College of Physicians and Surgeons of Canada and

he has obtained specialty certification in Orthopaedics and Spine from the American Board of Orthopaedic Surgery. Dr. Albert Yee began his career with Sunnybrook Health Sciences Centre in 2001. He is an Associate Scientist at Sunnybrook Research Institute and is a Full Member of the Institute of Medical Science, Faculty of Medicine, with a cross appointment at the Institute of Biomaterials and Biomedical Engineering, Faculty of Applied Science and Engineering, University of Toronto. Dr. Yee is a full Professor at the University of Toronto, where he also serves as Vice Chair of Research, Division of Orthopaedics, and Co-Director of the Department of Surgery Spine Program.

## LAURENCE KLOTZ APPOINTED CHAIR, PROSTATE CANCER RESEARCH

Dr. Laurie Klotz has been named to the newly established Chair, Prostate Cancer Research. This generous fund of \$1 million dollars gifted by the donor community will help further propel Dr. Klotz's world changing research in prostate cancer for years to come! Dr. Klotz is currently a Professor of Surgery at the University of Toronto and Past Head,



Laurence Klotz

Division of Urology, Sunnybrook Health Sciences Center.

He is currently chair of the Canadian Urology Research Consortium (CURC) and the World Urologic Oncology Federation (WUOF).

During his career he has authored approximately 350 peer-reviewed scientific publications and 5 books. He has been a visiting professor at more than 100 universities worldwide. He was awarded the Queen's Jubilee Medal in 2013, the Lister Prize and the Society of Urologic Oncology Medal in 2014, the Order of Canada and the Canadian Cancer Society Harold Warwick Prize in 2015, and the Richard D Williams award from the AUA in 2016.

## NEW HEAD DIVISION OF SURGICAL ONCOLOGY AT UHN



Gelareh Zadeh

We are pleased to announce that Dr. Gelareh Zadeh has been appointed as the Head of the Division of Surgical Oncology at University Health Network effective July 1, 2016.

Dr. Zadeh completed her neurosurgery training, and a PhD in brain tumor research at University of Toronto.

She is presently an Associate Professor in the Department of Surgery at the University of Toronto and a Surgeon Scientist in the Division of Neurosurgery at University Health Network. She holds the Wilkins Family Chair in Brain Tumor Research, which has a focus to promote surgical clinical trials and translation of neuro-oncologic discoveries to clinical practice. She is also the co-director of the Elizabeth Raab Neurofibromatosis Program and Director of the UHN brain tumour biobank.

Dr. Zadeh has a dedicated neuro-oncology and skull base practice, including a number of multidisciplinary specialized programs: skull base, brain metastases, pituitary tumors, gamma knife and neurofibromatosis clinics. In parallel she has an active research laboratory focusing on integrated multi-platform molecular analysis



of brain tumors, together with a focus on understanding molecular response to targeted therapies, such as anti-angiogenesis and metabolic inhibitors.

She is actively involved with a number of national and international organizations in the field, including: World Federation of Neurological Surgeons, North American Skull Base Society and is presently the Secretary/Treasurer of The Society of Neuro-Oncology (SNO), the largest organization in the world dedicated towards advance of neuro-oncology. She is excited to promote Surgical Oncology advancing its clinical, academic and educational missions; working closely together with the talent in the Division of Surgical Oncology at UHN.

Of course we have to take this opportunity to acknowledge and thank Dr. Jonathan Irish for his leadership of Surgical Oncology at UHN over the past thirteen years. He will continue to lead in his position of Provincial Surgical Lead at Cancer Care Ontario.

Please join us in congratulating Dr. Zadeh and wishing her every success in her new role.

*Shaf Keshavjee, MD, Surgeon-in-Chief and  
Program Medical Director Surgery & Critical Care  
University Health Network*

## MEDICAL DIRECTOR OF TRAUMA QUALITY PROGRAMS, AMERICAN COLLEGE OF SURGEONS



Avery Nathens

Avery Nathens (General Surgery) has been appointed as Medical Director of Trauma Quality Programs, American College of Surgeons. This appointment is a part time staff position with approximately 30 staff members. He has also been appointed as Medical Director of Trauma Services at Sunnybrook Health Sciences

Centre following Dr. Homer Tien who has held the position since 2010 and will remain an active trauma surgeon at Sunnybrook but will focus his leadership expertise in his role as Medical Director, Ornge. Avery holds the De

Souza Chair in Trauma Research and has spurred implementation of system changes in Ontario and internationally through his leadership of the American College of Surgeons Trauma Quality Improvement Program.

## NANCY MCKEE RECEIVES CHAIR'S LIFETIME ACHIEVEMENT AWARD



Christopher Forrest and Nancy McKee

Nancy McKee was celebrated and acknowledged by awarding her the Chair's Lifetime Achievement Award in the Division of Plastic and Reconstructive Surgery. In June 2016, Nancy retired after a 37-year career at Mount Sinai Hospital. Nancy graduated from the University of Toronto Medical School in 1970 and after doing an internship at the Royal Victoria Hospital in Montreal she started her residency in Plastic Surgery at the University of Toronto under the tutelage of Dr. W.K. Lindsay. Nancy obtained her fellowship in 1976 and then did a prestigious 4-year Medical Research Council of Canada Research Fellowship under the supervision of Dr. Ralph Manktelow. Her interests in research and the pursuit of academia started early and remained an undying passion with Nancy. In that era, the concept of the Surgeon-Scientist was in its embryonic state and Nancy's career trajectory is a testament to its importance in academic surgery.

Nancy started her staff appointment as the first divisional female member at the University of Toronto in 1979 and became a full Professor in 1993. In her typically idiosyncratic and creative manner, she has maintained several unique staff cross-appointments in both the University of Toronto School Of Physical and

Health Education (since 1988) and the Department of Kinesiology at the University of Waterloo (since 1997). In this way, she has been able to expand the horizons of our specialty and develop collaborative and fruitful relationships with groups that don't routinely cross the path of the Plastic and Reconstructive surgeon. Most notably she has been integral in the success of several Surgeon-Scientist trainees including Dr. Bill Kuzon, Dr. Howard Clarke, and Dr. Joel Fish all of whom have risen to high levels of prominence in the academic arena of Plastic and Reconstructive Surgery.

Nancy's contributions to the research profile of Plastic and Reconstructive Surgery cannot be overstated. At a local level, for years she continued to run research supper clubs at her house allowing opportunities for the research community here at the University of Toronto to get together in a collaborative and collegial fashion. Nancy has been a lifelong supporter of the Plastic Surgery Research Council and brought this remarkable meeting to Toronto in 1992 where she was the Chair.

Generous, collaborative, broad-minded, idiosyncratic, sensitive, innovative, loyal and dedicated. These are terms that come to mind when one reflects on Nancy McKee and her career. It is safe to say that her investments in the field of Plastic and Reconstructive Surgery have enriched and fostered the specialty. Congratulations to Nancy on a remarkable and rich career and thank-you for all that you have done for our division.

*Christopher Forrest, Chair of the Division of Plastic and Reconstructive Surgery, University of Toronto*



## NEWSWORTHY ITEMS



Doug Wooster

**Doug Wooster** (VasSurg) has been appointed as the inaugural Director of Physician Mentorship & Wellbeing at St. Joseph's Health Centre.

**Fred Gentili** (Neurosurgery) has been appointed as the Crean Hotson Chair in Skull Base Surgery at University Health Network for 5 years.


**John Coles** (CardSurg) has been appointed as the Clinical Fellowship Coordinator for Cardiac Surgery at the University.



Fred Gentili



John Coles



Robert Cusimano

**Robert Cusimano** (CardSurg) has been appointed as the Program Director for the Division of Cardiac Surgery at the University.



Michael Cusimano

**Michael Cusimano** (NeurSurg) was at a signing for his new textbook, Handbook of Skull Base Surgery, Thieme Publishers on Wednesday, September 21 at the Li Ka Shing, CIBC Hall. His Co-Editors were John Lee and Antonio Deleva.

**Victor Yang** (NeurSurg) has launched a free app called Sunnystroke that is available on the Apple App store and on web for desktop and Android users. The app facilitates communication between the various parties involved in patient care - ER, EMS, neurologist, neurointerventionist, angio technician and nurse – allowing for “1-to-N” streamlined texting, automatic notification, case performance timing data, and real-time feedback of comparison against performance benchmarks. The browser version of the app can be viewed at: <https://www.sunnystroke.ca/>.

## STEVE MCCABE LED A MULTIDISCIPLINARY TEAM TOWARD THE FIRST HAND TRANSPLANT IN CANADA

Steven McCabe and a multi-disciplinary team successfully completed Canada's first transplant of the upper limb. The procedure lasted approximately 14 hours during which a team of 18 surgeons attached the forearm and hand matched from a donor to a patient who had been evaluated as a suitable candidate. This required the cooperation of a variety of different surgical disciplines from a number of hospitals and the University of Toronto.

## CEO PETER PISTERS WELCOMED THE HONOURABLE KATHLEEN WYNNE, PREMIER OF ONTARIO, TO TORONTO WESTERN HOSPITAL

On May 24, Andres Lozano and University Health Network CEO Peter Pisters welcomed the Honourable Kathleen Wynne, Premier of Ontario, to Toronto Western Hospital to tour the Magnetic Resonance-guided Focused Ultrasound Lab (MRgFUS) facility. The visit stems from their participation in the Premier's Business Mission to Israel on May 16-17, 2016, during which time a Memorandum of Understanding was signed between UHN and Insightec to fund a FUS research and training program. Premier Wynne was given a demonstration of the non-invasive technology by the FUS team and spoke to the media following the tour. A press release from the Government of Ontario can be accessed at: <https://news.ontario.ca/opo/en/2016/05/israel-ontario-agreements-to-promote-advancements-in-life-sciences.html>.

## DIVISION OF PLASTIC AND RECONSTRUCTIVE SURGERY CELEBRATES RON ZUCKER'S CAREER AND ACCOMPLISHMENTS



Ron Zucker

In 2003, the first Lindsay-Thomson Pediatric Plastic Surgery Symposium was held at the Hospital for Sick Children. This CME event was designed to acknowledge the contributions and achievements of our mentors and teachers, Drs. W. K. Lindsay and H. G. Thomson who collectively accumulated 90 years of clinical practice at the Hospital for Sick Children, by showcasing what is going on in the division.





The whole crew!

This year, something a little more special was done by using the Twelfth Annual Symposium to recognize the career and accomplishments of **Ron Zuker**. In June 2015, after 37 years, Ron retired from active clinical practice but continues to remain active with select participation in cases and involvement in SickKids International and global outreach. His contributions in the arenas of cleft surgery, microsurgery, separation of conjoined twins, congenital hand surgery, composite vascularized allotransplantation and free-functional muscle transfer most notably in restoration of a smile are unparalleled and he has had a career to be envied. So we invited 22 of his former fellows and best friends from all points of the globe to come and speak... and you know what? They all came!

*Christopher Forrest, Chair, Division of Plastic and Reconstructive Surgery,  
University of Toronto*

## IN MEMORIAM



Michael Goldberg

**Dr. Michael Goldberg**, a retired staff member in the Division of Vascular Surgery, Department of Surgery from 1973 to 2008, passed away April 1, 2016. Michael was an empathetic and talented surgeon and educator, who won multiple teaching awards through his career.

## A LEGEND IN THORACIC SURGERY (1926-2016)



F. Griffith Pearson

Dr. F Griffith "Griff" Pearson, a legendary leader in thoracic surgery, was born in Toronto, Canada on July 7, 1926, and died peacefully on August 10, 2016. He attended University of Toronto Schools, then completed undergraduate studies followed by medical school at U of T, graduating as silver medalist in 1949.

Following internship at the Toronto General Hospital, he went into general practice for a year in Port Colbourne, Ontario. He returned to the University of Toronto for a year of research studies under Dr Wilfred G Bigelow and subsequently entered general practice in Wawa, in northern Ontario, for the next three years. In 1955, Dr Pearson returned to the University of Toronto to complete a residency in general surgery. He developed an interest in surgery of the chest, which was just developing at the time, and became passionately focused on the management of thoracic diseases. As a McLaughlin Travelling Fellow he trained under Mr. Ronald Belsey in Bristol, England and subsequently returned to a faculty position at Toronto General Hospital where he ultimately spent his entire career.

In 1968, under Griff's leadership, a separate Division of Thoracic Surgery was established in the Department of Surgery at the University of Toronto. This ultimately led to the establishment of a separate specialty by the Royal College of Surgeons of Canada. Dr Pearson is widely recognized throughout the world as the founder of the specialty of thoracic surgery and for the establishment of the "Toronto School of Thoracic Surgery" at Toronto General Hospital, University of Toronto. This training program became the template for thoracic training programs throughout the world. In fact, the majority of graduates of the "Toronto Program" are now preeminent international leaders in the field of thoracic surgery, heading their own programs around the globe.

Dr. Griff Pearson was an innovative thinker who instilled in all his students the belief that hard work, a scientific approach, and perseverance can solve the toughest challeng-

es in medicine, as proven by his life and work. Griff introduced mediastinoscopy to the management of lung cancer staging, developed the first intensive care unit in Canada, and performed key experimental studies in tracheal surgery, enabling the development of advanced tracheal resection for benign and malignant disease. He developed innovative procedures that came to bear his name in tracheal surgery (the Pearson Operation for crico-tracheal resection and reconstruction) and in esophageal reflux surgery (the Collis-Belsey operation). His pioneering leadership and early research on airway surgery set the stage for the team that he assembled in Toronto to ultimately achieve the first successful lung transplant in the world.

Above all, Griff was a wonderful teacher with a unique clarity of thought and speech and an outstanding ability to convey his message clearly. Griff had a natural curiosity and willingness to learn new things that was infectious. He was generous with his time and gave it enthusiastically to his students, who came from all over the world to learn from this master surgeon. A true gentleman, he treated all of his students and colleagues with great respect and always remembered names, making each person feel important. Every surgeon who trained with Griff would one day ask, when faced with a difficult situation: "What would Griff do here?" to find the answer. Each will fondly remember his famous invocations: "Jeeesus Christ!" and "Lord love a duck!" at critical moments in Griff's operating room.

Griff loved to spend time at his cabin near Mansfield, Ontario, north of Toronto. He enjoyed the outdoors, marveled at nature and was an avid fisherman. He enjoyed time with his family tremendously and also with his "second family" – his residents and thoracic surgeon colleagues. He is responsible for building the careers of many of the world's leading thoracic surgeons.

Griff Pearson has three children from his first marriage to Eva Pearson – Niels, Liz and Jenny Pearson. He remarried and spent the second half of his life with Hilppa Pearson, who has a daughter from her first marriage, Nina Schafrick. Hilppa, and all the children, were at his side until the end.

Dr Griff Pearson was Surgeon in Chief of Toronto General Hospital from 1978 to 1989. He was elected as the 70th President of the American Association for Thoracic Surgery from 1989-90. He also received the Lifetime Achievement Award from the AATS in 2004. In 2002, he was appointed as a Member of the Order of

Canada – the country's highest civilian honour, for his contributions to thoracic surgery in Canada and around the world.

Griff was a brave master surgeon, teacher and friend to many. He positively touched the lives of all those he encountered, truly defining the specialty and changing the world. His talent, wonderful bedside manner, innate curiosity and his innovative spirit were an inspiration to us all.

As we celebrate Griff and all that he has given to the world, I would like to personally invite you to consider a donation to honor his legacy and contributions in the field of thoracic surgery. Your support will help establish the FG Pearson Lectureship Fund in Thoracic Surgery at UHN and UofT, reflecting Griff's commitment to education and training of the next generation of thoracic surgeons.

To make your donation in memory of Griff, please visit [www.drpearsontribute.ca](http://www.drpearsontribute.ca) or call 416-603-6278. If you would prefer to make your donation through our US Foundation to receive a US charitable receipt, please call 1-877-846-4483 (UHN-GIVE).

*Shaf Keshavjee, Surgeon -in -Chief  
Sprott Department of Surgery, UHN*

## MARK YOUR CALENDARS

### THORACIC REFRESHER COURSE JUNE 2-3, 2017

[www.torontothoracicroresher.ca/](http://www.torontothoracicroresher.ca/)

This two-day program will update practicing surgeons, postgraduate trainees and other health professionals on current topics in thoracic surgery.

#### Highlights from 2016 include:

- Novel approaches for intra-operative localization of pulmonary nodules
- Multi-disciplinary approach for metastatic lung disease
- Complex pulmonary and tracheal resections
- Minimally invasive/robotic lung and esophageal surgery

Visit the conference website for 2017 program details.

## THE 3RD ANNUAL UNIVERSITY OF TORONTO SURGICAL ETHICS COURSE

The 3rd Annual University of Toronto Surgical Ethics Course sponsored by the Department of Surgery will be held at the Chestnut Conference Centre, 89 Chestnut Street, Toronto on April 5, 2017 from 9:00 AM until 4:00 PM. The course is directed by Dr. Mark Camp and Dr. Karen Devon. A description of the program follows:

### 2017 UNIVERSITY OF TORONTO SURGICAL ETHICS COURSE

Chestnut Conference Centre,  
89 Chestnut Street, Toronto  
Wednesday, April 5th, 2017 0900 - 1600

#### “SURGICAL ETHICS: HOME AND AWAY”

Through a combination of lectures, debates and small group discussions, this course will explore ethical issues faced by surgeons, including:

- Organ Donation and Medical Aid in Dying
- Conflicts and resource allocation in complex patients who require indefinite care
- Volunteer surgery overseas
- Ethics Morbidity and Mortality Rounds

#### Course Faculty includes:

- Mark Camp, Orthopaedic Surgeon, The Hospital for Sick Children
- Karen Devon, General Surgeon, Women's College Hospital
- Andrew Howard, Orthopaedic Surgeon, The Hospital for Sick Children
- James Downar, Critical Care and Palliative Care Physician, University Health Network
- Annie Fecteau, General Surgeon, The Hospital for Sick Children
- Martin McKneally, Professor Emeritus, Department of Surgery, University of Toronto
- Ryan Snelgrove, General Surgeon, University of Alberta

Registration fee: \$100 (+HST) (Fee reimbursed for U of T Department of Surgery residents)  
\$50 (+HST) – 2016 General Surgery Update registrants  
Course registration available from January 1st 2016 at  
<https://www.eventbrite.ca/e/university-of-toronto-surgical-ethics-course-2017-sur1770-registration-30495391537?ref=ebtnebtckt>

## THE 3RD ANNUAL DAVID BALFOUR LECTURE IN SURGICAL ETHICS

The 3rd Annual David Balfour Lecture in Surgical Ethics will be presented at the Peter Gilgan Research and Learning Centre, 2nd floor, Event Room 2a/b, at 686 Bay Street at 5 PM on Wednesday April 5th, 2017. This year's speaker will be Martin F. McKneally, discussing the evolution of surgical ethics.

### Toronto Cardiac Tumor Conference – January 19th, 2017 [www.cpd.utoronto.ca/cardiactumours](http://www.cpd.utoronto.ca/cardiactumours)

This programme will focus on the evaluation and treatment of primary tumours of the heart. Topics will cover imaging modalities used in diagnosis, surgical options and operations, chemotherapeutic treatments and options and pathological considerations of sarcomas of the heart. Don't miss out! Register today.

### Transanal TME Surgical Skills Series – March 9th, 2017 [www.cpd.utoronto.ca/tatme](http://www.cpd.utoronto.ca/tatme)

The Canadian TaTME Proctorship is a community created in response to the enormous success of the Canadian Congress on Transanal Total Mesorectal Excision (TaTME).

The proctorship is a platform that delivers several periodic one-day cadaveric courses on this innovative technique. It will develop a national network of trained proctors with a preset curriculum in order to nationally disseminate this technique in a safe and effective manner.

TaTME offers the potential to resolve limitations found in both the laparoscopic and robotic platforms. With enhanced intraluminal and intraperineal visualisation, the potential benefits of such an approach are profound.

High volume rectal cancer surgeons from across the country are invited to our one day cadaveric courses, as well as to meet their local proctors to develop technical expertise in this procedure. Register today!

### Toronto Breast Surgery Symposium – March 30th, 2017 [www.torontoaestheticmeeting.ca/toronto-breast-symposium/](http://www.torontoaestheticmeeting.ca/toronto-breast-symposium/)

Entering its 17th year, The Toronto Annual Breast Surgery Symposium continues to welcome a variety of well-respected national and international leaders in the field of aesthetic and reconstructive breast surgery as guest faculty. This year we will continue to cover current concepts and new innovation in the field of reconstruc-



tive and aesthetic breast surgery. Our guest faculty will present information in a combination of didactic lectures, video presentations, open panel discussions and question and answer sessions. Register today!

### **Aesthetic Plastic Surgery Symposium – March 31st-April 1st, 2017**

[www.torontoaestheticmeeting.ca/toronto-aesthetic-meeting/](http://www.torontoaestheticmeeting.ca/toronto-aesthetic-meeting/)

The Toronto Aesthetic Meeting is the largest aesthetic plastic surgery meeting in Canada. In 2017, join us in celebrating our 47th annual meeting. In this two-day symposium, through a combination of both didactic and interactive discussion, participants will learn about the latest techniques and developments in aesthetic plastic surgery. Participants will be exposed to a wide variety of both aesthetic surgical and nonsurgical procedures. Patient selection, techniques and outcomes, and patient safety are emphasized. Don't miss this update! Register today.

### **Update in General Surgery - April 5-8th, 2017**

[www.cpd.utoronto.ca/generalsurgery](http://www.cpd.utoronto.ca/generalsurgery)

This four day course will give you the opportunity to be part of interactive lectures and case presentations and will conclude with smaller workshops. Delegates will be given opportunities to present their own cases and exchange ideas in an open dialogue with faculty.

2017 HOT TOPICS - Hernias, focusing on decision-making, new approaches, technical challenges and solutions, as well as management of complications | The role of TEMS and TaTME | Expanded by popular demand: Breast Surgery Session | Real-life case presentations, submitted by you and your colleagues | Management of abdominal compartment syndrome | Hands-on Posterior Compartment Repair – cadaver course (Wednesday, April 5th; additional registration required) | Hands-on Introduction to Oncoplastics workshop (Wednesday, April 5th; additional registration required) | Local Initiative and Global Surgery

Don't miss out! Register today.

### **International Pierre Robin Sequence Consensus Meeting - May 7-8th, 2017**

[www.robin-sequence.com](http://www.robin-sequence.com)

This symposium is designed to continue the discussion generated at the remarkably successful First International Robin Sequence Conference held in Utrecht, the Netherlands in November 2014. The objectives for this meeting are

1. To facilitate clinical care and research progress for children with RS
2. To develop multidisciplinary and multisite collaboration needed to advance care for children with RS
3. Present scientific advances in the care of children with RS

It is anticipated that this conference will draw interest from many disciplines involved in the management of children with Robin Sequence including Plastic Surgery, Otolaryngology, Pediatrics, Respiriology, Oral and Maxillofacial Surgery, Orthodontics, Dieticians, Occupational Therapy, and Genetics. The focus of this event is to focus on the optimization of care for these complex patients and to develop international collaborations for data collection and research using the format of didactic lectures, panel discussions and small group breakout sessions.

Don't miss out! Register today.

### **Endobronchial Ultrasound - Jun 1st, 2017**

[www.cpd.utoronto.ca/ebus/](http://www.cpd.utoronto.ca/ebus/)

This one day hands-on course is aimed at practicing thoracic surgeons or respirologists interested in learning the technique of Endobronchial Ultrasound Guided Transbronchial Needle Aspiration Biopsy (EBUS-TBNA).

#### **Highlights from 2016 include:**

- Sessions covering indications for EBUS-TBNA, technique, risks, and outcomes for convex and radial probes
- Presentation on cytopathologic diagnosis of EBUS-TBNA samples (rapid on-site evaluation and final sign-out)
- Two-hour dry lab to develop skills with the equipment
- Live animal session with an opportunity for all participants to perform EBUS-TBNA of mediastinal and hilar lymphnodes

Visit the conference website for 2017 program details.

## AWARDS/HONOURS/ ACCOMPLISHMENTS & PROMOTIONS

**Cindi Morshead** (Anat), Chair of the Division of Anatomy, has received the Excellence in Undergraduate Teaching in the Life Sciences 2015-2016 Award, as part of the Undergraduate Faculty Teaching Awards. This award recognizes sustained excellence in teaching, coordination and/or development of undergraduate lecture or seminar courses in Arts and Science offered by the Basic Science Departments in the Faculty of Medicine.

**Cindi** has also received an NSERC Discovery Grant for “*Regional Specification of Astrocyte Domains: From Development to Behavior*”.

**Hong-Shuo Sun** (Anat) received an NSERC Discovery Grant for “*Role of TRPM7 and TRPM2 Channels in Neuronal Development and Regeneration*”.

**Tirone David** (CardSurg) is the 2016 recipient of the American Association for Thoracic Surgery Scientific Achievement Award. This award is given to individuals who have made extraordinary scientific contributions to the field of cardiothoracic surgery.

**Christoph Haller** (fellow, CardSurg) received the Zane Cohen Clinical Fellowship Achievement Award which is given based on an assessment of the most significant achievement made by a clinical fellow.

**Dimitrios Tsirigotis** (PGY 6, CardSurg) is one of the recipients of the Professional Association of Residents of Ontario 2016 Resident Teaching Awards. He is recognized for providing outstanding clinical teaching experiences to junior house staff and clinical clerks.

**Subodh S. Verma** (CardSurg) received a CIHR Project Grant 1 year Bridge Funding for “*BRCA1 Therapy for Heart Failure*”.

**Richard Weisel** (CardSurg) was elected to Fellowship in the Canadian Academy of Health Sciences (CAHS). Fellows are nominated for exceptional achievements through a body of publications, intellectual endeavours

or creative activities exhibiting original contributions in the arts, humanities or sciences, as well as in public life. He is joining an elite group of experts who are considered the best in their respective fields.

**Najma A. Ahmed** (GenSurg) is the recipient of the 2016 Royal College / AMS Donald Richards Wilson Award. The award is given to a medical educator or an identified leader who has demonstrated excellence in integrating the CanMEDS roles into a Royal College or other health related training program. The CanMEDS roles and competency framework have been recognized both nationally and internationally as essential components of medical education, equipping physicians with the attitudes, knowledge, and skills required to provide the diversity of services to meet the needs of society.

<http://ceomessage.royalcollege.ca/2016/03/30/announcing-our-national-award-winners-for-2016/#ams-wilson>

**Georges Azzie** (GenSurg) received the Tovee Postgraduate Prize which honours a highly valued and long-time member of the Department of Surgery, who has made the greatest contribution to the educational activities of the Department.

**Nancy Baxter** (GenSurg) has been named a Fellow of the Canadian Academy of Health Sciences (CAHS). This fellowship is attained after a nomination and peer-reviewed procedure and serves to recognize individuals for their outstanding leadership and contribution to the promotion and advancement of academic health science nationally and internationally.

**Nancy** also received a 7 year CIHR Foundation Grant for “*Reducing the Public Health Burden of Colorectal Cancer (CRC) Through Policy-Relevant Research Integrated In Programmatic Screening*”.

**Mark S. Cattral** (GenSurg) received a Collaborative Health Research Projects (NSERC Partnered) grant for “*Vascularized Regenerative Biomaterials for Medical Devices and Cell Therapy*”.

**Tulin Cil** (GenSurg) received a Collaborative Health Research Projects (NSERC Partnered) grant for “*Analysis of Circulating Tumor Cell Heterogeneity Using a Multi-*

*Marker Microscale Capture Approach as a Tool in the Management and Treatment of Cancer.”*

**Sean Cleary** (GenSurg) won the Nicolas Colapinto Teaching Award 2016.

**Sandra de Montbrun** (GenSurg) received the University of Toronto Surgical Skills Centre at Mount Sinai Hospital Education Award for Outstanding Contributions to Surgical Skills Education 2016. Sandra’s commitment to research and surgical education are exemplary and her enthusiasm for assessment is palpable. Sandra’s project “Colorectal Assessment of Technical Skills (COSATS)” was brought to fruition in conjunction with the Surgical Skills Centre staff. The success of this 3 year project caught the attention of the American College of Surgeons and will be used in the future as part of the certification process for all colorectal fellows in the US. Following the achievement of the COSATS assessment of skills, Dr. de Montbrun is now developing the General Surgery Assessment of Technical Skills (GOSATS) exam for fellows in General Surgery.

**Gregory Fairn** (GenSurg) received an NSERC Research Tools & Instruments grant for “*Fast Wavelength Switching Controls and a High Sensitivity Camera for Enhanced Imaging*”.

**Rebecca Gladdy** (GenSurg) received a 2016 Accelerator Grant from McLaughlin Centre, University of Toronto for “*Genetics Of Leiomyosarcoma - Are There Distinct Subtypes?*”

**Anand Govindarajan** (GenSurg) received the Langer Surgeon-Scientist Award which honours an outstanding graduate of the Surgeon Scientist Program in the Department of Surgery who shows the greatest promise for a career in academic surgery.

**Teodor Grantcharov** (GenSurg) received the Charles Tator Award which recognizes individuals supervising participants in the SSP who emulate Professor Tator’s qualities, namely excellence in research, commitment to SSP mentoring and dedication to promotion of Surgeon-Scientists.

**Joshua Greenberg** (GenSurg) received the D.R. Wilson Award which is given to the surgical resident who is rated by undergraduate students as being an outstanding teacher.

**Vaibhav Gupta** (PGY2, GenSurg) was recognized by the Division of General Surgery at UHN with the Paddy Lewis Award “for excellence in teaching by a junior resident in general surgery.”

**Barbara Hass** (GenSurg) received one of the CIHR Project Grants - Additional One-year Bridge Grants - Spring 2016 for “*The Changing Face of Trauma Care: A Comprehensive Evaluation of The Impact of Severe Injury on Elderly Patients*”.

**Andras Kapus** (GenSurg) received a 5 year CIHR Project Grant for “*Characterization and Cytoskeletal Regulation of Nucleocytoplasmic Traffic and Expression of Mechanosensitive Transcription Factors. Relevance to Organ Fibrosis*”.

**Paul J. Karanicolas and Alice C. Wei** (GenSurg) received a CIHR Project Grant 1 year Bridge Funding for “*The Helix Trial: A Randomized Controlled Trial of Tranexamic Acid versus Placebo to Reduce Perioperative Blood Transfusion in Patients Undergoing Liver Resection*”.

**Paul Karanicolas** also received a 5-year Ministry of Research and Innovation Early Researcher Award for his work on “*HPB CONCEPT: An Integrated Program to Improve Outcomes Following Liver Surgery*”.

**Erin Kennedy** (GenSurg) received a 5 year CIHR Project Grant for “*Phase II Study to Assess the Safety of Non-Operative Management (NOM) for Low Rectal Cancer (LRC)*”.

**Bernard Langer** (Professor Emeritus, GenSurg) is the recipient of the University of Toronto Arbor Award for outstanding volunteer service.

**John C. Marshall** (GenSurg) received a 5 year CIHR Project Grant for “*Regulation of Neutrophil (PMN) Inflammatory Function by Caspase-8 Phosphorylation*”.



**Ian D McGilvray** and **Marcus Selzner** (GenSurg) received a Collaborative Health Research Projects (NSERC Partnered) grant for *"A Combined Nanotechnology and Surgical Strategy to Treating Liver Cancer"*.

**Robin S. McLeod** (GenSurg) received a Collaborative Health Research Projects (NSERC Partnered) grant for *"A Patient Centered Approach to Improving the Surgical Experience at the University of Toronto"*.

**Carol-Anne Moulton** (GenSurg) received a grant from the Physicians' Services Inc. Foundation for *"The Tools and the Trade: an Ethnographic Study of Checklist Policy And Performance, and Implications for Patient Safety"*.

**Avery B. Nathens and Barbara Haas** (GenSurg) received a CIHR Project Grant 1 year Bridge Funding for *"The Changing Face Of Trauma Care: A Comprehensive Evaluation Of The Impact Of Severe Injury On Elderly Patients"*.

**Catherine A. O'Brien** (GenSurg) received a 5 year CIHR Foundation Grant for *"Colorectal Cancer Stem Cell Plasticity: A Novel Therapeutic Target"*.

**Agostino Pierro** (GenSurg) received a 7 year CIHR Foundation Grant for *"Necrotizing Enterocolitis Research Program: Introducing Innovative Therapies to Halt the Disease Progression and Promote Recovery"*.

**Agostino** also received a 3 year CIHR Project Grant for *"Development, Validation and Implementation of a Reporting Guideline for the Selection and Measurement of Outcomes in Clinical Trials"*.

The 2016 Scientific Forum of the American College of Surgeons (ACS) in Washington was dedicated in honour of **Ori Rotstein** (GenSurg) for his career-long contributions to the training of surgeon scientists, and his own career as a research investigator studying the host response to trauma and infection.

**Katalin Szaszi** (GenSurg) received one of the CIHR Project Grants - Additional One-year Bridge Grants - Spring 2016 for *"Exploring Novel Function of the Tight Junction Protein Claudin-2 in Kidney Epithelial Cells"*.

**Newton Cho** (PGY4, NeurSurg) was awarded a CIHR Fellowship Award. Newton's project which will address the circuit-level mechanisms through which supraspinal centers use formed connections with spinal circuits below the level of injury to mediate locomotion.

**Michael D. Cusimano** (NeurSurg) received a 4 year CIHR Grant Award for *"Canadian Traumatic Brain Injury Research Consortium (CTRC)"*

**Karen Davis** (NeurSurg) was appointed Section Editor for the new journal PAIN Reports.

Karen was also appointed Reviewing Editor for the new journal eNeuro.

**Karen** is also one of the PIs in a \$25M group grant from the CIHR SPOR network for their Chronic Pain Network. This project will have patients working with researchers, healthcare professionals, educators and government policy advisors to increase care access for chronic pain sufferers.

**Peter Dirks** (lead researcher) and **Michael Taylor** (PI) (NeurSurg) received a four-year \$11.7 million Stand Up To Cancer grant provided by Stand Up To Cancer Canada, Genome Canada, Canadian Institutes of Health Research, Cancer Stem Cell Consortium, and Ontario Institute for Cancer Research. The award will fund research to better understand stem cells that allow brain tumours in adults and children to grow.



Peter Dirks at the announcement of his \$11.7 million Stand Up to Cancer grant

**Jim Drake** (NeurSurg) received an NSERC Discovery Grant for “*Novel Design of Mechanically Etched Concentric Tube Robot with Advanced Stability and Workspace*”

**Ghassan El-Karim** (3<sup>rd</sup> year medical student, University of Toronto, Supervisor: **Mojgan Hodaie**) was awarded the Greg Wilkins-Barrick Medical Student Scholarship to carry out at field assessment of current neurosurgical capacity, training and education in Sudan.

**Michael Fehlings** (NeurSurg) was named President-Elect of the International Neurotrauma Society at the 2016 International Neurotrauma Symposium in South Africa. Michael Fehlings was among 30 Toronto ambassadors honoured at the Leader’s Circle Recognition Gala, who were recognized for their contributions in attracting international meetings to Toronto. Dr. Fehlings received awards for bringing the 2018 Symposium of the International Neurotrauma Society and the 2019 Global Spine Congress to Toronto, where Michael will serve as the local host.

**Michael** is also the recipient of the Royal College 2016 Mentor of the Year, Region 3 Award. This award recognizes Fellows of the Royal College who have had a significant impact on the career development of students, residents or Fellows.

Michael Fehlings launched Phase II of a “*Neural Stem Cell Trial in Acute Spinal Cord Injury*”. The trial is in collaboration with Stem Cell Inc. and the launch was in collaboration with the Ontario SCI Research Network (OSCIRN).

**Nir Lipsman** (NeurSurgS) received the Shafie Fazel Award which celebrates a senior resident within the Department of Surgery, University of Toronto, in his or her last year of training who has demonstrated outstanding accomplishments during their residency both as a surgeon and as an investigator.

**Andres Lozano** (NeurSurg) was named Officer of the Order of Canada, the nation’s most prestigious award, for his contributions as a neurosurgeon who helped to establish deep brain stimulation as a globally recognized treatment for movement disorders.

Andres has also has been elected to the European Academy of Sciences, an association of distinguished scholars that recognizes outstanding European scientists.

Andres was also reappointed as the Dan Chair in Neurosurgery at the University of Toronto.

**Todd Mainprize** (NeurSurg) was appointed as Division Head of Neurosurgery at Sunnybrook Hospital.

**Allan Martin** (PGY4) and **Lindsay Tetreault** (Supervisor: Michael Fehlings) (NeurSurg) were awarded the Best Resident Paper and Best Fellow Paper awards (respectively) at the Canadian Spine Society meeting in Whistler BC.

**Al Martin** (PGY4, PhD Supervisor: Michael Fehlings) was awarded a CIHR Fellowship Award for the project entitled “*Next-Generation Spinal Cord MRI: Clinical Translation of Advanced Techniques to Improve Management of Traumatic and Non-Traumatic Spinal Cord Injury Patients*”.

**Ali Moghaddamjou** (PGY1, NeurSurg) was one of the winners of the Suturing Skills Competition held in July 2016 during the Department of Surgery Prep Camp.

**Farhad Pirouzmand** (NeurSurg) is the recipient of a 1 year CIHR Bridge Grant for his work entitled “*Thromboprophylaxis after Significant Traumatic Brain Injury: A Randomized Controlled Trial*”.

**Jamie Purzner** (PGY 4, NeurSurg) is the recipient of the inaugural B\*CURED-NREF Research Grant. This award will support Jamie’s research on medulloblastoma, as he pursues his PhD degree with Dr. Yoon-Jae Cho at Stanford University. <http://www.newswise.com/articles/the-neurosurgery-research-and-education-foundation-announces-partnership-with-b-cured-to-fund-brain-cancer-research>.

**James Rutka** (NeurSurg) received a CIHR High Fatality Cancer Grant Award for “*Targeted Therapy for Diffuse Intrinsic Pontine Glioma in Childhood*”.

**Tom A. Schweizer** (NeurSurg) received a 4 year CIHR Project Grant for “*Brain Imaging Biomarkers of Recovery from Sport Concussion*”.

**Peter Shih-Ping Hung** (MSc student, Supervisor: **Mojgan Hodaie**), was awarded 2016 UTCSP Travel Award towards his participation in the 2016 IASP Congress in Yokohama.

**Charles Tator** (NeurSurg) was one of the recipients of the Wings for Life 2016 Lifetime Achievement Award for Spinal Cord Injury at the Wings for Life Scientific Meeting in Salzburg, Austria.

**Michael Taylor** (NeurSurg) received the Lister Prize which celebrates an investigator who has shown outstanding and continuing productivity of international stature as evidenced by research publications, grants held, students trained and other evidence of stature of the work produced.

**Michael** received two 5year CIHR Project Grants for “*Broad Deletions of Chromosome 17p Constitute a Therapeutically Targetable Driver Event in Medulloblastoma*” and for “*Medulloblastoma Metastases Are Hematogenous, and Driven by Expression of CCL2*”.

**Michael** also received a 2016 Accelerator Grant from McLaughlin Centre, University of Toronto for “*Validation of Structural Variants in Medulloblastoma Using Long-Read Sequencing Technology*”.

**Michael Tymianski** (NeurSurg) received the Grants-In-Aid 2016/2017 from the Heart and Stroke Foundation of Canada for developing the “EpiPen” of Acute Stroke and Stroke Recovery (<http://medicine.utoronto.ca/research/heart-and-stroke-foundation-canada-grants-aid-20162017>)

**Taufik Valiante** (NeurSurg) received a 2015 IBBME Director’s Kickstart Award for his project entitled “*A Platform for Contingent Brain Stimulation in Humans*”.

Taufik was also awarded as Co-PI a 3-year CIHR/NSERC Collaborative Health Research Projects grant for the project entitled “*Patient-Specific Adaptive Closed-Loop Neurostimulation for Optimum Treatment of Intractable Epilepsy*.”

**Taufik** received a CIHR Project Grant 1 year Bridge Funding for “*Artificially Intelligent Neurostimulators for Drug-Resistant Epilepsy*”.

**Christopher Witiw** (PGY4, NeurSurg, Supervisor: Michael Fehlings) received a Physicians’ Services Incorporated Foundation, Resident Research Grant.

**Chris** also received Gallie Bateman Oral Presentation Award (2nd place).

**Gelareh Zadeh** (NeurSurg) received an Innovation Grant in the Spring 2016 Competition from the Canadian Cancer Society for “*Exploring The Role Of RS-2HG As A Biomarker For Optimizing Glioma Resection And Understanding Glioma Microenvironment Heterogeneity*”

Gelareh Zadeh with her Co-PIs are the recipients of a Innovation Team Grant from the Ontario Cancer Institute for the project entitled “*Intraoperative RS-2HG as A Biomarker of IDH Mutation in Personalized Glioma Surgery*”.

Gelareh also received one of the CIHR Project Grants - 1st Live Pilot: Spring 2016 for “*Molecular Characterization of Radiation Induced Meningiomas*”.

Gelareh Zadeh (PI) received a CIHR grant for the project entitled “*Clinical Investigation of Frameless, Adaptive, Image-guided Gamma Knife Radiosurgery*”.

Gelareh Zadeh was invited to the Board of Directors and named a Member at Large of the North American Skull Base Society.

Gelareh Zadeh was as a founding member of the Canadian Neuro-oncology Society.

**Earl Bogoch** (OrthoSurg) was selected as the winner of the 2016 James Waddell Award for excellence in Mentoring at the Physician Education Achievement celebration.

**Dennis Di Pasquale** (OrthoSurg) received the Tovee Undergraduate Prize, which honours a highly valued and long-time member of the Department of Surgery who has made the greatest contribution to the educational activities of the Department.

**Tim Dwyer** (OrthoSurg) received an Education Development Fund from the Faculty of Medicine, U. of T. for his project entitled “*Competence Of Orthopaedic Sports Medicine Fellows: Development Of A Certification Examination*”.



**Geoffrey R. Fernie** (OrthoSurg) received a 5 year CIHR Foundation Grant for *“Increasing Safe Mobility of Older Canadian Pedestrians and Drivers”*.

**Richard Holtby** (OrthoSurg) received the Marvin Tile Award, Sunnybrook Health Sciences Centre which is given to an individual who has contributed significantly in the areas of teaching, research and professional activity within the Department of Surgery.

**Jason Lam** (PGY1, OrthoSurg) was one of the winners of the Suturing Skills Competition held in July 2016 during the Department of Surgery Prep Camp.

**Lucas Murnaghan** (OrthoSurg) received an Education Development Fund from the Faculty of Medicine, University of Toronto for his project entitled *“A Qualitative Assessment of the Role of ‘Bootcamps’ in Junior Residency”*.

**Diane Nam, Hans J. Kreder, Emil H. Schemitsch, Cari M. Whyne** (OrthoSurg) received a CIHR Project Grant 1 year Bridge Funding for *“Lithium for Fracture Treatment (Lift): A Double Blind Randomized Control Trial”*.

**Diane Nam, Cari M. Whyne** (co-investigators, OrthoSurg) received a 5 year CIHR Project Grant for *“Understanding and Harnessing the Therapeutic Potential of VISTA: A PD-1-Like Negative Immune Checkpoint Regulator”*.

**Aaron Nauth** (OrthoSurg) has been appointed as the Chair in Fracture Care Research at St. Michael's Hospital. This appointment is effective from January 1, 2016 to June 30, 2018.

**David Wasserstein** (OrthoSurg) was one of the winners of the 2015 Sports Health Sisk Award for Best Review Paper for their work titled *“A Systematic Review of Failed Anterior Cruciate Ligament Reconstruction with Autograft Compared with Allograft in Young Patients”*. This award is given for the most outstanding review paper published in *Sports Health* in 2015.

**Daniel Whelan** (OrthoSurg) was awarded the Sandy Kirkley Grant by the American Orthopedic Society for Sport Medicine to begin a trial on shoulder dislocations at St. Michael's Hospital.

**Cari Whyne** (OrthoSurg) received an NSERC Discovery Grant for *“Multimodal Image Analysis and Modeling of Thin Bone Structures in the Human Skeleton”*.

**Cari Whyne** (OrthoSurg) and **Jeffrey Fialkov** (PlasSurg) received a CIHR Grant Award for their project *“Bone Tape”: Optimization of a Novel Method for Reconstructing the Craniomaxillofacial Skeleton”*.

**James Wright** (OrthoSurg) was named a Member of the Order of Canada, the nation's most prestigious award, for his advances in the field of pediatric orthopedics, notably in identifying the optimal treatment for a number of childhood conditions requiring surgery.

**Albert J. Yee, Cari M. Whyne** (OrthoSurg) received a Collaborative Health Research Projects (NSERC Partnered) grant for *“Image-guided Radiofrequency Ablation (RFA) - Development, Validation, and Integration of Multimodality Treatment Planning for Vertebral Tumors”*

**Jamil Ahmad** (PlasSurg) was awarded the Chair's “Above and Beyond” award in the Division of Plastic Surgery at the University of Toronto. Jamil has done a terrific job of managing the Resident Aesthetic Clinic and also recruits some big names in the field to talk at the GTA Lecture Series. He co-organizes the Toronto Aesthetic Symposium. He continues to run a busy practice and productive academic profile.

**Jamil** also received the William K. Lindsay Faculty Research Mentor Award from the Division of Plastic and Reconstructive Award at the University of Toronto.

**Oleh Antonyshyn** (PlasSurg) was recognized at the highest level by the Canada Ukraine Foundation for his contributions to the Ukrainian people and assistance in managing victims of the conflict that continues to impact people of all ages in that region. He was presented with the country's Order of Merit by Ukrainian President Peter Poroshenko (<https://www.facebook.com/cufoundation/photos/pcb.963325390414507/963321463748233/?type=3>)



From L to R, Dr. Paul Slavchenko, Dr. Carolyn Levis, Dr. Oleh Antonyshyn, Krystina Waler, Victor Hetmanczuk, President of Canada Ukraine Foundation

**Oleh** has received the Department of Surgery Undergraduate Teaching Award, Sunnybrook Health Sciences Centre with accolades from a very large number of students.

**Katie Armstrong** (PlasSurg) received one of the Mentor Canada, Johnson and Johnson Medical Companies Prize for Best Clinical Paper Award at the 2016 Hoyle Campbell Tau Omicron Annual Resident Research Day for *"The Effect of Mobile App Follow-up Care on the Number of In-person Visits Following Ambulatory Surgery: A Randomized Control Trial and Associated Cost-Effectiveness Analysis"*.

Graduating resident **Ryan Austin** (PlasSurg) was given Hugh G. Thomson Award. To commemorate his legacy, the Thomson family and the Division of Plastic and



Christopher Forrest and Ryan Austin

Reconstructive Surgery at the Hospital for Sick Children have established an award in his name to be given to the trainee in Plastic and Reconstructive Surgery who best emulates his values of collegiality, honesty, generosity, mentorship and humanitarianism.

**Ryan** also received Best Clinical Paper Award, Division of Plastic and Reconstructive Surgery, University of Toronto 2016 at Hoyle Campbell Tau Omicron Annual Resident Research Day for *"Avoidable Transportations: A 7 Year Review of Transfers to a Regional Burn Unit"*.



Greg Borschel inducted into the membership of the AAPS-PSRC

**Greg Borschel** (PlasSurg) was inducted into the membership of the AAPS-PSRC this year. Greg had a busy meeting with double duty on both the AAPS and the Plastic Surgery Research Council where he sits as Secretary-Treasurer.

**Mitch Brown** (PlasSurg) is this year's recipient of the Canadian Society of Plastic Surgeon's Presidents Medal for his work in establishing Breast Reconstruction Awareness (BRA) Day which now is celebrated in over 30 countries around the world. Mitch is the third person to be given this prestigious award and certainly the

youngest. This award is the highest honour that the society can bestow on any of its members.

**Mitch** also received the Arnis Freiberg Faculty Teaching Excellence Award from the Plastic and Reconstructive Surgery graduating class of residents who select a staff person they feel best suits the criteria for best teacher and best research mentor.

**Rob Cartotto** (PlasSurg) with co-investigator Dave Greenhalgh (University of California- Davis) received a 2 million USD grant from the US Department of Defense for the study *“Acute Burn Resuscitation Prospective multicenter observational Trial” (ABRUPT)*.

**Joseph Catapano** (PlasSurg) received Allergan Medical Canada Prize for Best Basic Science Award at the 2016 Hoyle Campbell Tau Omicron Annual Resident Research Day for *“Corneal Neurotization: Developing An Animal Model To Investigate A Novel Treatment For Neurotrophic Keratitis”*

Congratulations to **Howard Clarke** (PlasSurg) for com-



Outgoing CSPS President Dr. Howard M. Clarke

pleting an interesting and productive year as the CSPS president. During his tenure, he dealt with the ALCL breast implant issue, developed a new logo for the society and was instrumental in forming ICOPLAST, the new organization of global plastic surgery societies, in addition to inviting one of the more entertaining CSPS Guest Lecturers in recent years.

**Karen Chung** (PlasSurg) was one of the winners of the Suturing Skills Competition held in July 2016 during the Department of Surgery Prep Camp.

**Karen Cross** (PlasSurg) received the Chair's Research Award in the Division of Plastic and Reconstructive Surgery. This award was generated to recognize the academic potential of a young and rising star who is appointed as surgeon-scientist in the Department of Surgery.



Research Director Greg Borschel, Karen Cross and Christopher Forrest

**Karen M. Cross** (PlasSurg) and **Elisa F. Greco**, Co-Investigator (VascSurg) received a 3 year CIHR Project Grant for *“Development of the Multispectral MOBILE tsSue Assessment (MIMOSA) device”*.

**Joel Fish** (PlasSurg) received the first Ronald M. Zuker award which is has been designed to recognize any member of the division including faculty, fellow or resident who demonstrates the values of collaboration, surgical innovation, and a healthy disregard for the status quo in an effort to improve and push the envelope. Joel was celebrated for his transformative work in Pediatric Burn Care. Since joining the staff at SickKids in 2009, Joel has done a magnificent job of changing the way that



pediatric burns were traditionally managed and resulted in ABA certification as the first accredited Pediatric Burn Program in Canada.

**Joel Fish** and PhD candidate **Jennifer Zuccaro** received a 2 year PSI grant for a project entitled *"A Randomized Controlled Trial Investigating the Use of Ablative Fractional Carbon Dioxide Laser Therapy to Improve Pediatric Burn Scars"*.

**Ali Ghanem** (fellow, PlasSurg) received a special Chair's Recognition Award in the Division of Plastic and Reconstructive Surgery for the generous donation of time and expertise in sharing a competency-based approach to microsurgical skills acquisition to our residents. Ali took 10 of our residents through a microsurgery training course highlighted with a dinner and presentation of certificates by microsurgery pioneers Drs. Ralph Manktelow, Nancy McKee and Ron Zuker.



Christopher Forrest and Ali Ghanem

**Tessa Gordon** (PlasSurg) was awarded a Doctor of Science degree from University of Birmingham, UK.

**Kathryn Isaac** (PlasSurg) received the D.R. Wilson Award which is given to the surgical resident who is rated by undergraduate students as an outstanding teacher.

**Kathryn Isaac** (PlasSurg) received one of the Mentor Canada, Johnson and Johnson Medical Companies Prize for Best Clinical Paper Award at the 2016 Hoyle Campbell Tau Omicron Annual Resident Research Day for *"Constructing Skin Graft Seams in Burn Patients: A Prospective Randomized Double Blinded Study"*.

**Kathryn** also received the F. M. Woolhouse Award for the best presentation of a clinical study by a resident. Her talk was entitled *"Constructing Skin Graft Seams in Burn Patients: A Prospective Randomized Double Blinded Study"* with co-authors N. Umraw and Rob Cartotto.

**Jennica Platt** (PlasSurg) won the Best Poster by a resident for her work *"NippleSAVE Video: Development and Validation of a Patient Educational Video to Increase Patient Knowledge Regarding Nipple-Sparing Mastectomy"* with co-authors T. Cil, L. Chan, Stefan Hofer and Toni Zhong.

Surgeon-Scientist trainee and PhD candidate **Dale Podolsky** (PlasSurg) received Best Basic Science Award, Division of Plastic and Reconstructive Surgery for Hoyle Campbell Tau Omicron Annual Resident Research Day for *"Development of a Robotic Approach to Cleft Palate Repair"*.

**Dale Podolsky** (Supervisors Drs. Christopher Forrest and Jim Drake) was awarded the prestigious Vanier Scholarship. Dale's PhD thesis is focused on developing a robotic approach to cleft palate repair and he has developed a remarkable surgical simulator to aid in his work. This is a highly competitive award and it is a huge honor for a trainee in Plastic and Reconstructive Surgery to be recognized in this way.

**Dale** also received the Basic Innovation Award for his presentation *"The Feasibility of Da Vinci Robotic Cleft Palate Repair and Development of a Novel Robotic Instrument for Trans-Oral Robotic Surgery"* with co-investigators David Fisher, Karen Wong, Thomas Looi, Jim Drake and Chris Forrest.

**John Semple** (PlasSurg) successfully passed his 5 year review of his Research Chair from the Canadian Breast Cancer Foundation and was renewed for another 5 years.

**John Semple** was recognized at the Gallie Day Dinner for his contributions completing a 10-year term as Surgeon-in-Chief. During John's tenure, he greatly expanded the Department of Surgery, transitioned the Department from an old brown building to a gorgeous steel and glass structure and helped reshape the focus and academic mission of the institution. What is remarkable is that he maintained his own personal academic profile with research efforts into the lymphatic system, devel-

oped the philosophy of out-patient monitoring with an app to go with it and generated air-breaking research into ozone levels in the Himalayas.

**Karen Wong** (PlasSurg) and co-PI **Anne Klassen** (McMaster) received a 2 year CIHR Project Grant for *“An International Study To Develop A Patient-Reported Outcome Instrument for Conditions Associated with a Facial Difference: FACE-Q Kids”*

SSTP trainee **Natalia Ziolkowski** (PlasSurg) was awarded the Department of Surgery’s Graduate Student Endowment Fund (GSEF) - Surgical Alumni Association Fellowship. Natalia is currently working under the supervision of Joel Fish on a MSc degree through IMS developing an outcomes assessment of scars in children *“SCAR-Q KIDS: Development of a Patient-Reported Outcome (PRO) Instrument for Traumatic and Surgical Scars in the Paediatric Population”*.

**Natalia** also received the 2016 CSPA Outcomes Grant for her work developing SCAR-Q – a patient-reported outcome for children and young adults with scars.

**Toni Zhong** (PlasSurg) received the George-Armstrong Peters Prize which celebrates a young investigator who has shown outstanding productivity during his/her initial period as an independent investigator as evidenced by research publications in peer reviewed journals, grants held, and students trained.



Ron Zuker being blessed by monk at Buddhist Monastery in Myanmar



Ron Zuker receiving trunk kisses at Maesa Elephant Camp

**Ron Zuker** (PlasSurg) was an invited guest with the team from Transforming Faces visiting Thailand.

**Simon Kitto** (Res) and team were awarded a 2-year CIHR KTA operating grant for their work *“The Implementation of a Family and Patient Involvement Tool in Intensive Care Units in Ontario”*.

Simon was also awarded the 2016 Institute of Medical Science (IMS) Module Instructor Award.

**Nicole Woods** (Res) has been awarded the 2016 Mentorship Excellence award by the organization of Early Career Medical Educators in Canada (ECME).

**Abdollah Behzadi** (ThorSurg) is the recipient of the 2016 Dr. Norman Hill Award for Leadership in Education.

**Marcelo Cypel** (ThorSurg) received a Collaborative Health Research Projects (NSERC Partnered) grant for *“Supervised in Vivo Lung Perfusion Strategy for Treatment of Cancer Metastases to the Lungs. Real Time Monitoring of Chemotherapy by On-Site Analytical Platform.”*

**Mingyao Liu and co-investigators Marcelo Cypel, Shaf Keshavjee** (ThorSurg) received a 5 year CIHR Project Grant for *“Prevention of Primary Graft Dysfunction after Lung Transplantation; A Bench to Bedside Approach”*.

**Shaf Keshavjee (co-investigator, ThorSurg)** received a CIHR Project Grant 1 year Bridge Funding for *“Microbiota and the Immunobiology of Lung Allograft Dysfunction (MI-LAD)”*.

**Thomas K. Waddell (co-investigator, ThorSurg)** received a CIHR Project Grant 1 year Bridge Funding for *“Advanced Multi-Parameter Allograft Monitoring in Human Lung Transplantation”*.

**Kazuhiro Yasufuku (ThorSurg)** is the recipient of the Ivan Silver Innovation Award for *“Endobronchial Ultrasound (EBUS) Course”* from the Faculty of Medicine Continuing Professional Development (CPD) Office. This award recognizes an innovative CPD initiative developed and delivered by a U T faculty member or team that has demonstrated an effect on health professional performance or health outcome

**Kazuhiro Yasufuku** also received 5 year Canadian Cancer Society Research Award for *“Ultra-Minimally Invasive Multi-Modal Image-Guided Therapeutics of Lung Cancer”*.

**Rob Zeldin (ThorSurg)** was awarded a Lifetime Membership Achievement Award by the Ontario Medical Association (OMA). This award was given in recognition of his service as Chairman of the Section of Thoracic Surgery for 12 years. It is also given in recognition of the Creative Professional Activity he was involved with in furthering the benefit of regionalization of Thoracic Surgery and Thoracic Oncology in the Province of Ontario.

TWO University of Toronto Surgical Divisions were chosen – **Thoracic Surgery at TGH** and **Cardiac Surgery at HSC** as the top 10 “Great Institutions in Cardiothoracic Surgery” by the Editors of Seminars in Thoracic and Cardiovascular Surgery (<http://www.sciencedirect.com/science/journal/10430679/27/4>)

**Keith Jarvi (Urol)** received a 1 year CIHR Grant Award for *“Prediction of Successful Sperm Retrieval in Patients with Non-Obstructive Azoospermia Using TEX101 Protein Measured in Seminal Plasma by ELISA.”*

**Robert Nam (Urol)** is the recipient of a PARO (Professional Association of Residents of Ontario) 2016 Excellence in Clinical Teaching Award, which acknowledges the essential role that good clinical teachers play in the training of physicians. Residents are asked to outline the qualities that make their nominee an excellent teacher including: patient care, quality of bedside teaching, and interest in the trainees’ personal development and well-being.

**Andrew Dueck (VascSurg)** was voted the top teacher among the faculty surgeons and residents at the Vascular Surgery Graduation Dinner.

**Thomas L. Forbes (VascSurg)** received a grant from the Physicians’ Services Inc. Foundation - Spring 2016 for *“Determination Of Geometric Factors That Cause Rotation of Fenestrated Aortic Stent Grafts during Deployment”*.

**Tom Forbes** has been elected as a member of the American Surgical Association.

**Elisa Greco** and **Mark Wheatcroft (VascSurg)** are recipients of the Blair Foundation Vascular Surgery Innovation Fund. This Fund supports investigator sponsored research in vascular disease, with recipients subject to internal U of T peer review.

**Lauren Gordon (PGY2, VascSurg)** received the Postgraduate Research Award – Joseph M. West Family Memorial Fund from the Faculty of Medicine, University of Toronto.

**Mohamad Hussain (PGY3, VascSurg)** received the Postgraduate Research Award- Joseph M. West Family Memorial Fund, Edward Christie Stevens Fellowship in Medicine from the Faculty of Medicine, University of Toronto.

**Mohamad** also received the George Louridas Award for Best Resident Presentation at the 2016 Winnipeg Vascular and Endovascular Symposium for *“Modern Management of DVT”*.



**Ahmed Kayssi** (PGY7, VascSurg) won the Award for Best Presentation by a Senior Resident at the U of T Vascular Surgery Research Day for his presentation *“Drug-Eluting Balloon Angioplasty Versus Non-Stenting Balloon Angioplasty for Peripheral Arterial Disease of the Lower Limbs”*.

**Ahmed Kayssi** (VascSurg) was voted the top teacher among the faculty surgeons and residents at the Vascular Surgery Graduation Dinner.

**Giuseppe Papia** (VascSurg) is the recipient of the 2015-16 Peter Boyds Academy, Clerkship Faculty Teaching Award for Clinical Teaching at Sunnybrook.

**Sneha Raju** and **Ahmed Kayssi** (VascSurg) were selected out of 120 posters to present in the Poster Competition Championship Round at the Society for Vascular Surgery Vascular Annual Meeting, with Ahmed winning the Top Poster Presentation Award. This is the 2nd year in a row that a U of T student/resident has won this award!

**Trisha Roy** (PGY3, VascSurg) won the Alumni Award for Best Presentation by a Resident enrolled in the Surgeon Scientist Training Program at the U of T Vascular Surgery Research Day for her presentation *“Magnetic Resonance Imaging as a Predictor of Forces Required to Cross Peripheral Arterial Lesions with a Guidewire”*.

**Trisha Roy** has also been awarded a 2016 Vanier Canada Graduate Scholarship. Vanier Scholars demonstrate leadership skills, and a high standard of scholarly achievement in graduate studies in the social sciences and/or humanities, natural sciences and/or engineering and health.

Trisha also won the Cook Research award at CSVS Annual Meeting in Halifax.

**Trisha Roy** received the Postgraduate Research Award – Joseph M. West Family Memorial Fund from the Faculty of Medicine, University of Toronto.

**Doug Wooster** (VascSurg) has joined St. Joseph's Health Centre as the inaugural Director of Physician Mentorship & Wellbeing

**Cale Zavitz** (PGY2 VascSurg) won the Award for Best Presentation by a Junior Resident at the U of T Vascular Surgery Research Day for his presentation, *“Quantification of Serum Oxidized LDL-Specific Immunoglobulins in Murine Models of Atherosclerosis with A Novel Enzyme-Linked Immunosorbent Assay”*.

## 2016 DEPARTMENT OF SURGERY FACULTY PROMOTIONS

### ASSISTANT TO ASSOCIATE PROFESSOR

**Marcelo Cypel** (ThorSurg, UHN)

**Osami Honjo** (CardSurg, HSC)

**Paul Karanicolas** (GenSurg, SHSC)

**Graham Roche-Nagle** (VascSurg, UHN)

**Daniel Whelan** (OrthoSurg, SMH)

### ASSOCIATE TO FULL PROFESSOR

**Mojgan Hodaie** (NeurSurg, UHN)

**Darryl Ogilvie-Harris** (OrthoSurg, UHN)

The Deadline for the next Surgery Newsletter is March 15th, 2017. All members and friends of the Department are invited to submit items, articles, pictures, ideas or announcements.

You may reach us by:

**voice mail: 416-978-5661**  
**e-mail: [alina.gaspar@utoronto.ca](mailto:alina.gaspar@utoronto.ca).**

Please provide your name and telephone number so that we may contact you if we have any questions.

### **The Department of Surgery**

149 College St. 5th floor, Rm. 503  
Toronto, Ontario  
M5T 1P5

**Editor:** Martin McKneally

Phone: 416-978-5661

E-Mail: [martin.mckneally@utoronto.ca](mailto:martin.mckneally@utoronto.ca)

**Assistant Editor:** Alina Gaspar

Phone: 416-978-5661

E-Mail: [alina.gaspar@utoronto.ca](mailto:alina.gaspar@utoronto.ca)

### **PRIVACY STATEMENT**

The University of Toronto respects your privacy. We do not rent, trade or sell our mailing lists. If you do not wish to receive this publication, please contact us at 416-978-8909 or at [alina.gaspar@utoronto.ca](mailto:alina.gaspar@utoronto.ca).

### **SUBSCRIBE ONLINE**

The surgery newsletter is available electronically. To receive this convenient and colorful version of the Spotlight on your computer, register either online at <http://www.surgicalspotlight.ca/> or contact Alina at [alina.gaspar@utoronto.ca](mailto:alina.gaspar@utoronto.ca).



### **SUPPORT THE SPOTLIGHT**

Readers have asked us to continue to publish and mail the printed version of the Surgical Spotlight. The cost is becoming prohibitive. Please consider contributing at **[www.surgicalspotlight.ca](http://www.surgicalspotlight.ca)**, or by sending us a cheque payable to the Department of Surgery, University of Toronto to allow us to continue sending out your copy of the Spotlight.